

MDC
INTERIOR SOLUTIONS

mdc.is/zintra



zintra[®]
ACOUSTIC SOLUTIONS



Contents

Overview	04
Beautiful Spaces.....	06
Superior Acoustics.....	08
Sustainability.....	10
Colors.....	12

Print	22
Color.....	26
Art	32

Walls	46
Embossed.....	48
Sticks.....	58
3D.....	70
Etch.....	76
Patterns.....	84
Textures.....	96
Layers	102
Blades.....	108
Sculpted	114

Tiles	118
Box Tiles	120
Plain Tiles.....	126
Etch Tiles.....	132
Pattern Tiles.....	140

Ceilings	146
Baffles.....	148
Sticks.....	174
Clouds.....	182
Shapes.....	188

Screens	194
----------------------	-----




Hardware	214
-----------------------	-----

COVER: Design Zintra Sticks Bundle and Transition
Color **Spotted Gum** | Hardware **Suspension Kit**
Profile **Narrow** | Orientation **Portrait**

OVERVIEW

Beautiful Spaces

Available in a wide range of colors, dimensions, and products, Zintra is easy to configure, quick to ship, and simple to install on walls and ceilings.

-  Superior acoustics
-  Sustainable
-  Lightweight
-  Easy fabrication
-  Simple installation
-  Joint-free application
-  Digitally printable



Superior Acoustics

Hybrid working, collaborative learning and evolving social dynamics have driven the need for adaptable open spaces. These spaces often come with poor acoustics, which make it hard to communicate and difficult to concentrate.

The properties of a space define how sound is transmitted; its dimensions, the materials used in the interior design, and how those materials are used.

The ability of a material to absorb sound is critical to good acoustics. It is independently measured by The American Society for Testing and Materials (ASTM) and given a Noise Reduction Coefficient (NRC) rating.

NRC Ratings range from:



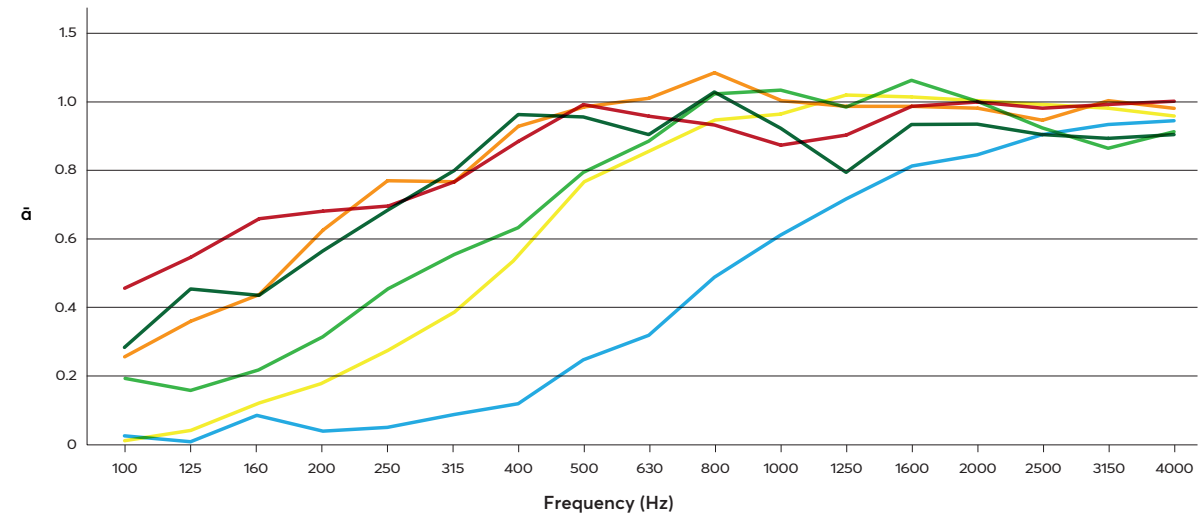
A zero rating means a material **absorbs 0%** of the sound power reaching the material. **Reflects 100% back.**

A one rating means a material **absorbs 100%** of the sound power reaching the material. **Reflects 0% back.**

The ability of a material to absorb sound is critical to good acoustics. It is independently measured by The American Society for Testing and Materials (ASTM) and given a Noise Reduction Coefficient (NRC) rating, Sound Absorption Average (SAA), and Weighted Sound Absorption Coefficient ($\bar{\alpha}$).

Zintra products have been tested according to ASTM C423-17 and received NRC ratings ranging from 0.45 – 1.00, depending on its depth, shape and the distance it's installed from a surface.

Frequency/Hz	100	125	160	200	250	315	400	500	630	800	1000	1250	1600	2000	2500	3150	4000	SAA	NRC	$\bar{\alpha}$		
z-intra 1/2"	DISTANCE FROM WALL	0"	0.03	0.01	0.09	0.04	0.05	0.09	0.12	0.25	0.32	0.49	0.61	0.72	0.82	0.85	0.91	0.94	0.95	0.44	0.45	0.30
		2"	0.20	0.16	0.22	0.32	0.46	0.56	0.63	0.80	0.89	1.03	1.04	0.99	1.07	1.00	0.93	0.87	0.92	0.81	0.80	0.75
		6"	0.29	0.46	0.44	0.57	0.69	0.81	0.97	0.96	0.91	1.04	0.92	0.80	0.94	0.94	0.91	0.90	0.91	0.87	0.85	0.95
z-intra 1"	DISTANCE FROM WALL	0"	0.01	0.04	0.13	0.19	0.28	0.39	0.52	0.78	0.85	0.94	0.96	1.04	1.03	1.01	0.98	0.96	0.97	0.75	0.75	0.60
		2"	0.25	0.36	0.42	0.61	0.77	0.77	0.92	0.98	1.04	1.09	1.00	0.97	0.97	0.96	0.93	1.00	0.99	0.92	0.95	0.95
		6"	0.45	0.55	0.64	0.66	0.69	0.77	0.88	0.99	0.90	0.92	0.86	0.90	0.97	1.00	0.97	0.99	1.00	0.88	0.90	0.90



Zintra is specifically designed to enhance a space’s acoustics by improving sound quality, reducing echoes, and minimizing background noise. To understand how best to use it on your next project, our Acoustician is here to help.



Design Zintra Print Art in Autumn Forest | Artist Fritz Rumpf | Substrate Zintra Frost
Application Floor to Ceiling Screens


Sustainability

We believe in the sustainability of both our planet and our people. We do everything we can to minimize our environmental impact and create spaces that contribute to the wellness of the people that use them.

Certified by Declare and HPD, Zintra is made from 100% recyclable materials. It has low levels of volatile organic compounds and contains no formaldehyde. It's Red List Free and meets the Global Recycling Standard.

Reducing noise levels, minimizing indoor air pollutants, easy cleaning and a Class A fire rating are just a few of the reasons that Zintra is the perfect material for the green buildings of today and tomorrow.





24 colors available in 1/2" panels

		
Pewter (PW)	Cadet (CT)	Chambray (CH)
		
Sky (SY)	Cobalt (CB)	Midnight (MI)
		
Malachite (MA)	Olive (OL)	Grass (GS)
		
Sunshine (SS)	Mandarin (MN)	Ochre (OE)
		
Brick (BK)	Bark (BR)	Ecru (EC)
		
Linen (LN)	Frost (FT)	Ivory (IY)
		
Smoke (SE)	Pebble (PB)	Greige (GR)
		
Fossil (FL)	Slate (SL)	Tar (TR)

6 colors available in 1" panels

		
Pewter (PW)	Grass (GS)	Ecru (EC)
		
Frost (FT)	Pebble (PB)	Slate (SL)

5 colors available in 1/8" panels

		
Pewter (PW)	Frost (FT)	Smoke (SE)
		
Slate (SL)	Tar (TR)	

Colors

The 24 Zintra panel colors have been developed with versatility in mind. The full spectrum means you can either choose one standalone color or select a combination of complementary and contrasting colors to create the perfect indoor space.

Timber

Zintra Timber emulates the grains of real timbers. It combines the natural feel of wood with the acoustic benefits of Zintra across walls and ceilings.


Available as full panels or prefabricated products, Zintra Timber is a creative and easy way to bring the outdoors inside.



Eucalyptus (EU)




Ironbark (IB)



Spotted Gum (SP)



Merbau (MB)



Cool Palette

Midnight | Tar | Sky | Ironbark



Warm Palette

Mandarin | Brick | Ochre | Merbau



Linen | Eucalyptus | Pebble | Ecu




Spotted Gum | Olive | Malachite | Cobalt



Grey Palette

Pewter | Frost | Smoke | Ironbark



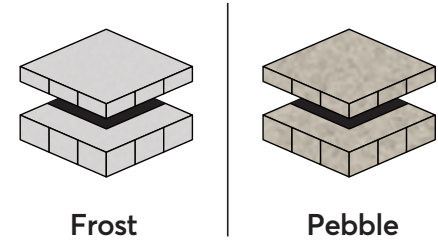
ZINTRA PRINT

Zintra Print

Zintra Print offers a wide range of colors, curated designs, and custom edge banding so that you can quickly personalize any interior space. Depending on exactly what you want, choose either Zintra Print Color or Zintra Print Art.




Zintra Print Color



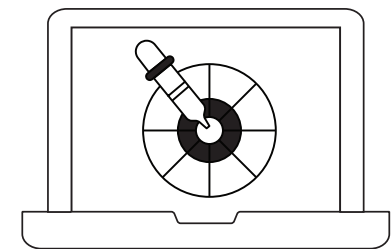
1. Choose your Base

Frost and Pebble have been chosen to offer contrasting base panels in both 1" (24mm) and 1/2" (12mm). Frost gives a clean, crisp aesthetic with the most accurate color matching, while Pebble offers a softer, more muted aesthetic with a heathered effect.



2. Choose your Color

We've carefully chosen a broad, contemporary color palette to expand the range. 56 Studio colors reflect the latest interior design trends, while 10 Spirit colors are bolder and more vibrant, to showcase your school or team brand.



3. Create your Own

If one of the 66 Zintra Print colors doesn't quite meet your brief, it's quick and easy to create your own. Simply give us the Pantone color you're trying to match, and we will create a sample for you.












28. Design Zintra Print Color | Color Mulberry, Plum and Thistle | Substrate Zintra Frost | Application Wall Panels

Studio Colors

56 soft colors to reflect the latest interior design trends.

			
Pinot	Currant	Rubine	Ceruse
			
Rhubarb	Rosewood	Mulberry	Mauvelous
			
Crepe	Papaya	Terracotta	Creamsicle
			
Buff	Chai	Harvest Moon	Melon
			
Sunset	Pueblo	Blonde	Mellow
			
Citron	Avocado	Envy	Spruce
			
Safari	Sage	Wasabi	Matcha
			
Pistachio	Artichoke	Carmine	Mojito
			
Seaweed	Mist	Peacock	Aegean
			
Pigeon	Azure	Sapphire	Indigo
			
Maya	Regatta	Surf	Powder
			
Independence	Plum	Wisteria	Thistle

			
Oat	Shell	Cinnamon	Mocha
			
Sepia	Oyster	Sterling	Stone

Spirit Colors


10 vibrant colors to showcase your school or college.

			
Gold	Old Gold	Red	Crimson
			
Green	Dark Green	Lapis	Maroon
			
Denim	Purple		

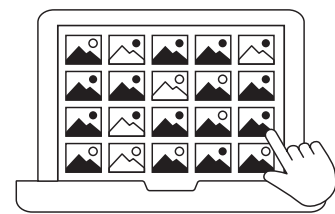
Edge Banding

The Zintra Print range offers the unique ability to create low-volume colored edge banding. The edge banding is available in the full range of Studio and Spirit colors, or we can easily customize the color for you.

Edge banding can be used to match or contrast the printed surface on selected Zintra Acoustic Solutions.

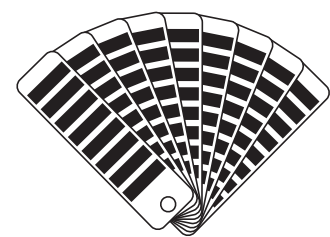


Zintra Print Art



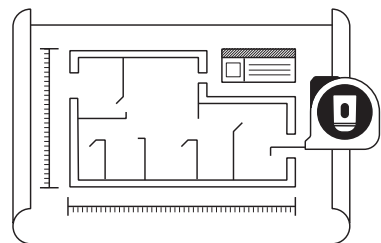
1. Choose your Design

125 curated designs in multiple colorways are provided as the inspiration to print on your chosen base color. The Materials range includes Timber, Metals, Stone and Concrete, while the Artwork range incorporates Abstract, Botanical and Geometric designs. In addition, we have partnered with internationally renowned artists to provide unique content for your space.



2. Choose your Base

Print onto the entire Zintra Acoustic 1/2" (24 colors) and 1" (6 colors) panel range. While the color of the Zintra base will impact the color of the print, it's easy to print a layer of white before the color layer to deliver color accuracy.



3. Define your Space















The Zintra Print offer is made to order to suit your project. Provide us with the sizing and layout required to specifically fit your space and the Zintra Print panels will be provided to size, ready for install.










Zintra Print Art Library

125 curated designs in a variety of colorways.














Materials | Metals, Stone and Concrete

		
Bricks Heritage	Bricks Modern	Carrara Constellation
		
Gems Midnight	Gems Shattered	Gems Splintered
		
Gold Veined	Grunge Concrete	Ink Lined Earth
		
Ink Lined Glacier	Ink Lined Mid Blues	Polished Concrete
		
Rough Brick	Vintage Bronze	









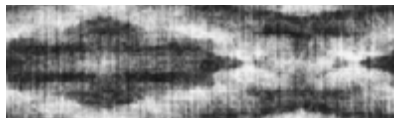


Materials | Timber

		
Blonde Chevron	Light Oak	Log Cabin
		
Rough Sawn Timber	Urban Oak	Walnut
		
Wooden Herringbone		

Artwork | Murals

		
Blurred Landscape	Downtown Afterglow	Hammersley Gorge
		
Into The Waves Day	Into The Waves Night	Into The Woods
		
Ombre Forest	Ombre Morning	Ombre Pitch
		
Ombre Rust	Salt Lake	Skyward High Rise
		
Sun Tipped Canopies		


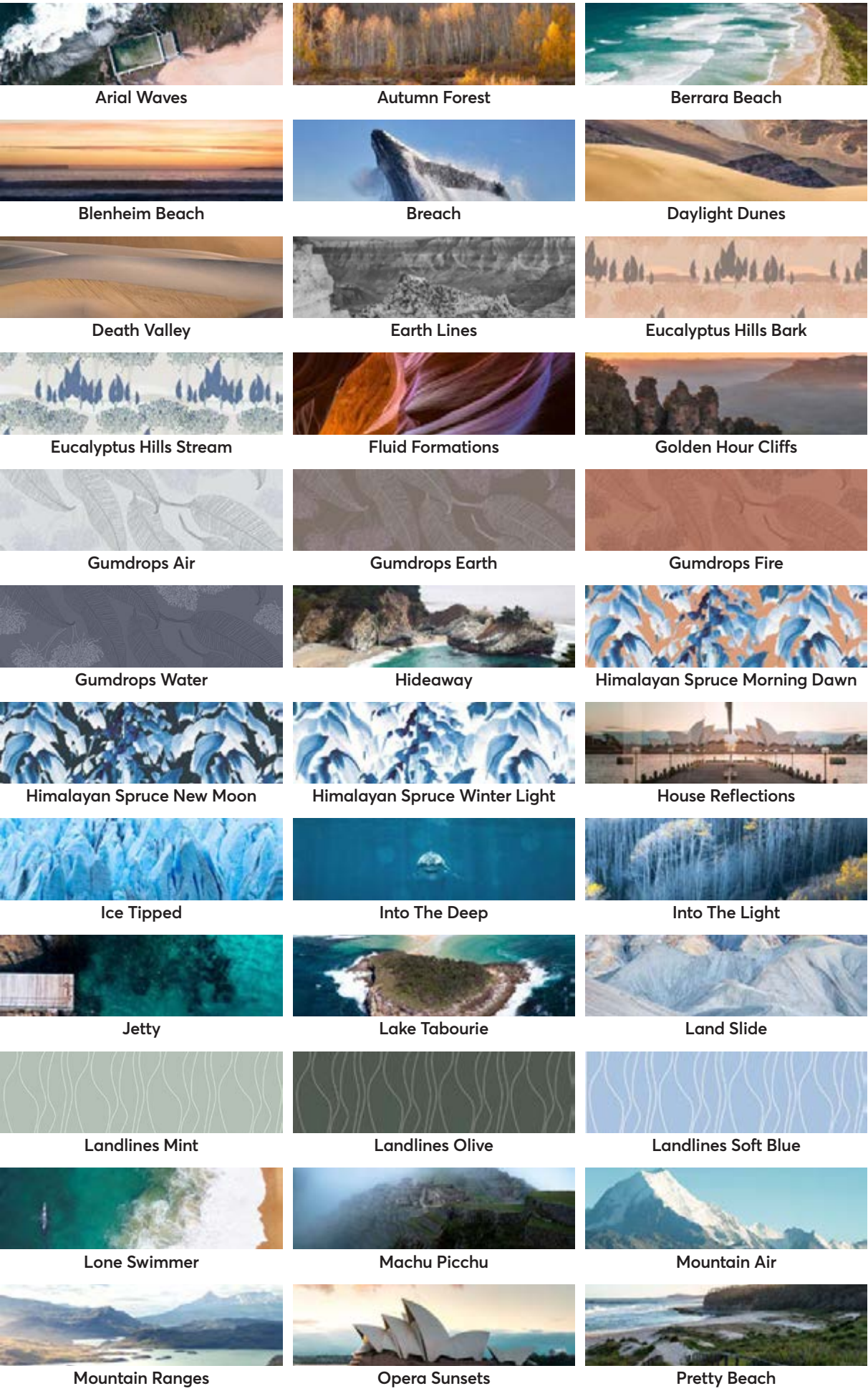
Artwork | Abstract

		
Deep Sea Ombre	Earthy Ways	Igneous Rising Copper
		
Igneous Rising Gold	Igneous Rising Steel	Misty Mountains
		
Placid Earth	Placid Loch	Placid Rock
		
Scandalash	Tidal Trends	

Artwork | In the Wild

		
Flying Feathers	In the Grasslands	Nocturnal Dance Deep Water
		
Nocturnal Dance Henna	Nocturnal Dance Midnight	Winging It



Artwork | Collaborator



Artwork | Botanicals




Artwork | Botanicals (continued)



Artwork | Botanicals (continued)



Artwork | Lines and Geometrics





42. Design Print Art in French Linen | Color Duck Egg | Substrate Zintra Frost | Application Wall Panels


Artwork | Lines and Geometrics (continued)



WALLS

Embossed

Zintra Embossed adds a sense of luxury to acoustics. Interwoven fibres create a tactile heather that adds warmth to cold, hard spaces, while the consistent patterns progressively match across panels to produce a seamless design that's easy to install.



WALLS: Design Zintra Embossed Tapestry | Color Midnight
48. CEILING: Design Zintra Connect Baffles Rise | Color Linen



50. Design Zintra Embossed Cumulus | Color Cobalt




Design Zintra Embossed Corduroy | Color Spotted Gum




52. Design Zintra Embossed Constellation | Color Mandarin




54. Design Zintra Embossed Linked | Color Fossil




Constellation



Corduroy




Cumulus




Damask




Jungle




Linked




Molecular



Sandglass



Tapestry



Tidal

Embossed Specifications

Dimensions	Wall Panels: 108" (2743mm) x 44" (1118mm) Ceiling Tiles (imperial grid): 23.62" (600mm) x 23.62" (600mm) Ceiling Tiles (metric grid): 23.38" (594mm) x 23.38" (594mm)		
Colors	Available in all 28 colors including Zintra Timber (see p. 12–21)		
NRC Rating	Directly Mounted: 0.35	With 2" Air Gap: 0.65	With 6" Air Gap: 0.80
Aw Rating	Directly Mounted: 0.30	With 2" Air Gap: 0.50	With 6" Air Gap: 0.75
Suggested Installation	Walls: adhere to substrate using contact adhesive or Liquid Nails. Ceilings: lay tiles into ceiling grid. Check out the Installation tab on the website for complete installation instructions.		
Additional Comments	Zintra Embossed is only suitable for single sided applications. Ceiling Tiles available in a set of 8.		
Customization	The Zintra Acoustic Solutions range is customisable to your project. Please get in touch with your local contact for details.		

56. For complete specification and installation information, visit mdc.is/zintra



Design Zintra Embossed Damask | Color Greige

Sticks

Zintra Sticks is a range of fabricated acoustic "sticks" that come as a ready to install system or individual lengths. Two profiles offer the choice of portrait or landscape installation across walls and ceilings, while transition pieces create a seamless join on inside or outside corners.

Refer to p. 174 for the ceilings application of Sticks.





60. Design Zintra Sticks Bundle | Color Ash | Profile Narrow | Orientation Landscape



62. Design **Zintra Sticks Bundle and Trim** | Color **Spotted Gum** | Orientation **Portrait**



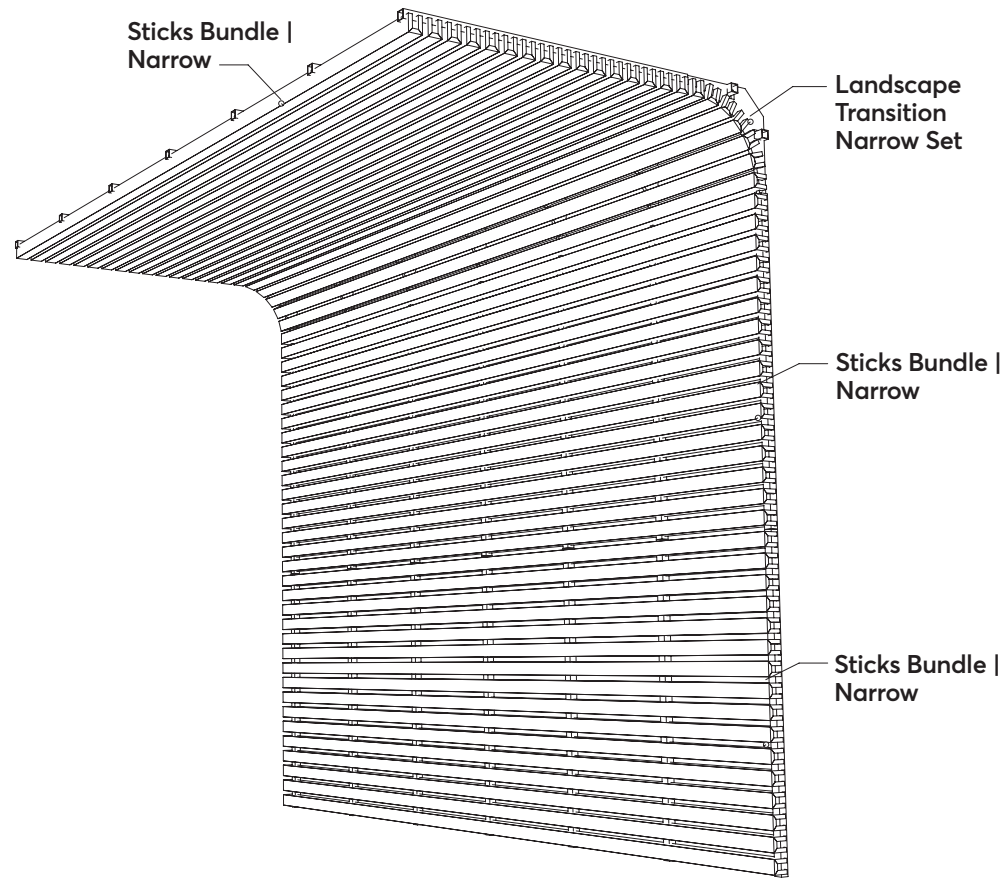
Design **Zintra Sticks Bundle External Corner** | Color **Spotted Gum** | Profile **Wide** | Orientation **Portrait**



64. Design Zintra Sticks Bundle | Color Merbau | Profile Narrow | Orientation Portrait

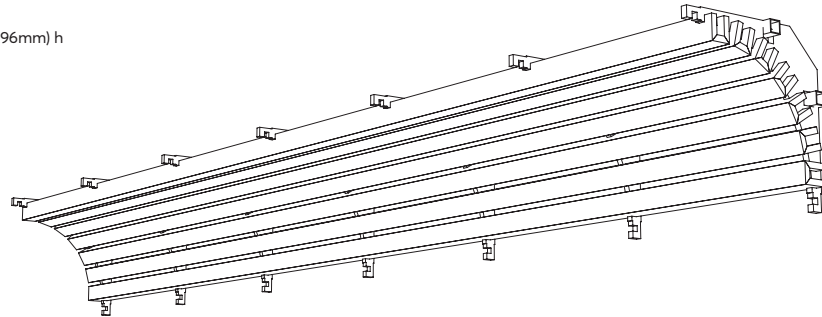
Typical Landscape
Transition Assembly

1.66" (42mm) wide stick profile



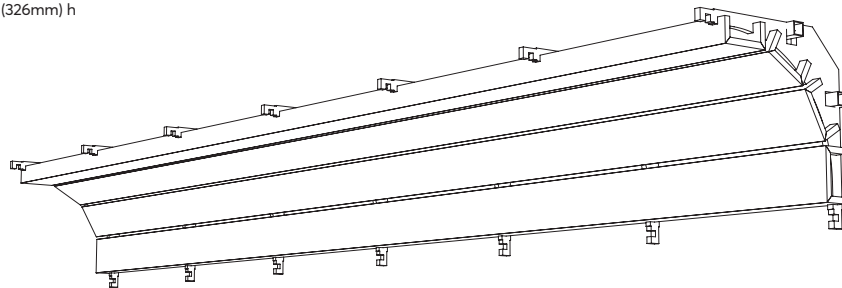
Landscape Transition
Narrow Set

108" (2745mm) w x 11.67" (296mm) h



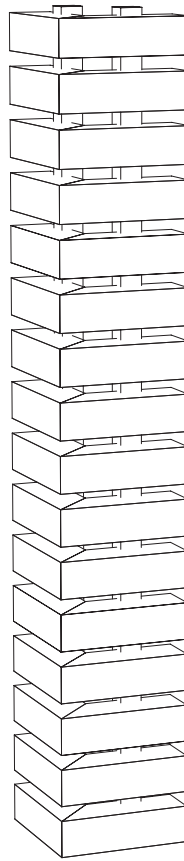
Landscape Transition
Wide Set

108" (2745mm) w x 12.83" (326mm) h



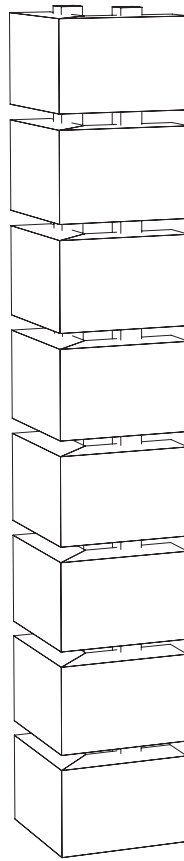
Landscape External
Corner Narrow Set

37.5" (953mm) h x 6" (152mm) w



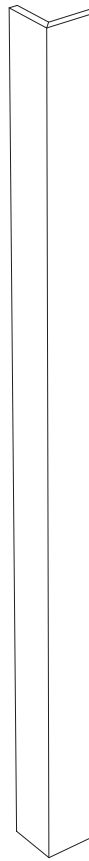
Landscape External
Corner Wide Set

37.5" (953mm) h x 6" (152mm) w



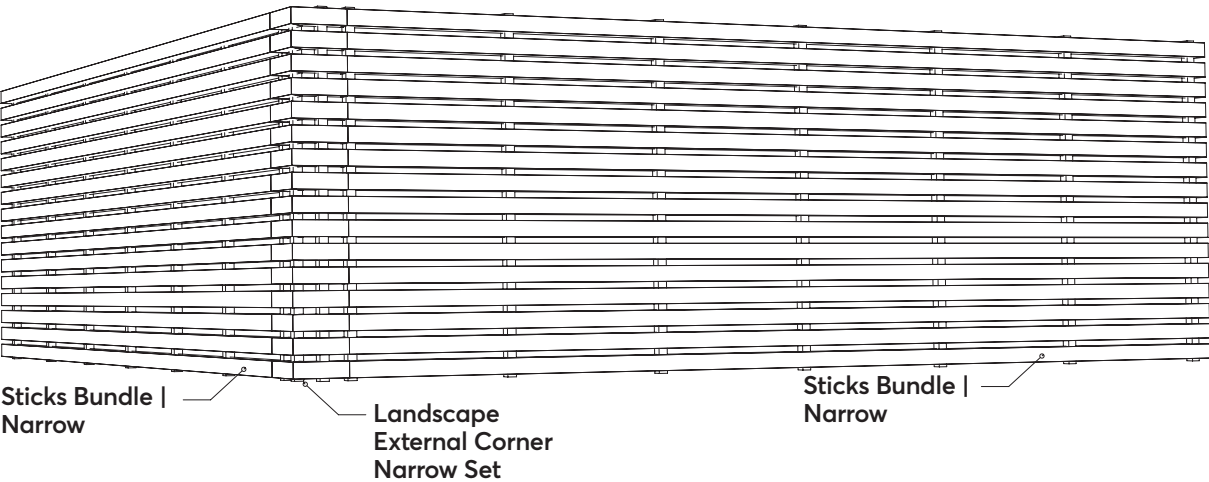
Sticks Trim

108" (2745mm) h x 2.88" (73mm) w x 2.88" (73mm) d




Typical Landscape External
Corner Assembly

1.66" (42mm) wide stick profile



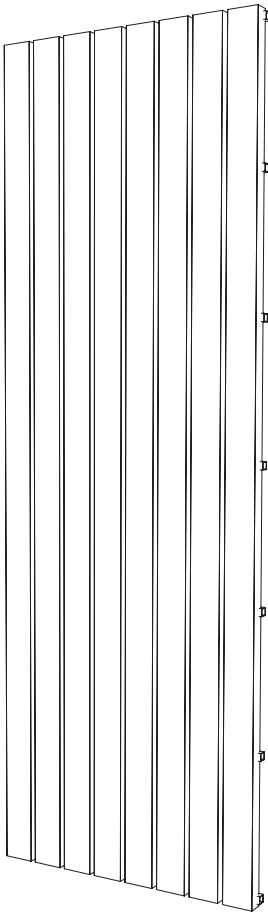
Sticks Bundle Narrow

108" (2745mm) h x 37.5" (953mm) w
Individual Sticks – 1.66" (42mm) w x 2.4" (61mm) d




Sticks Bundle Wide

108" (2745mm) h x 37.5" (953mm) w
Individual Sticks – 4" (101mm) w x 2.4" (61mm) d



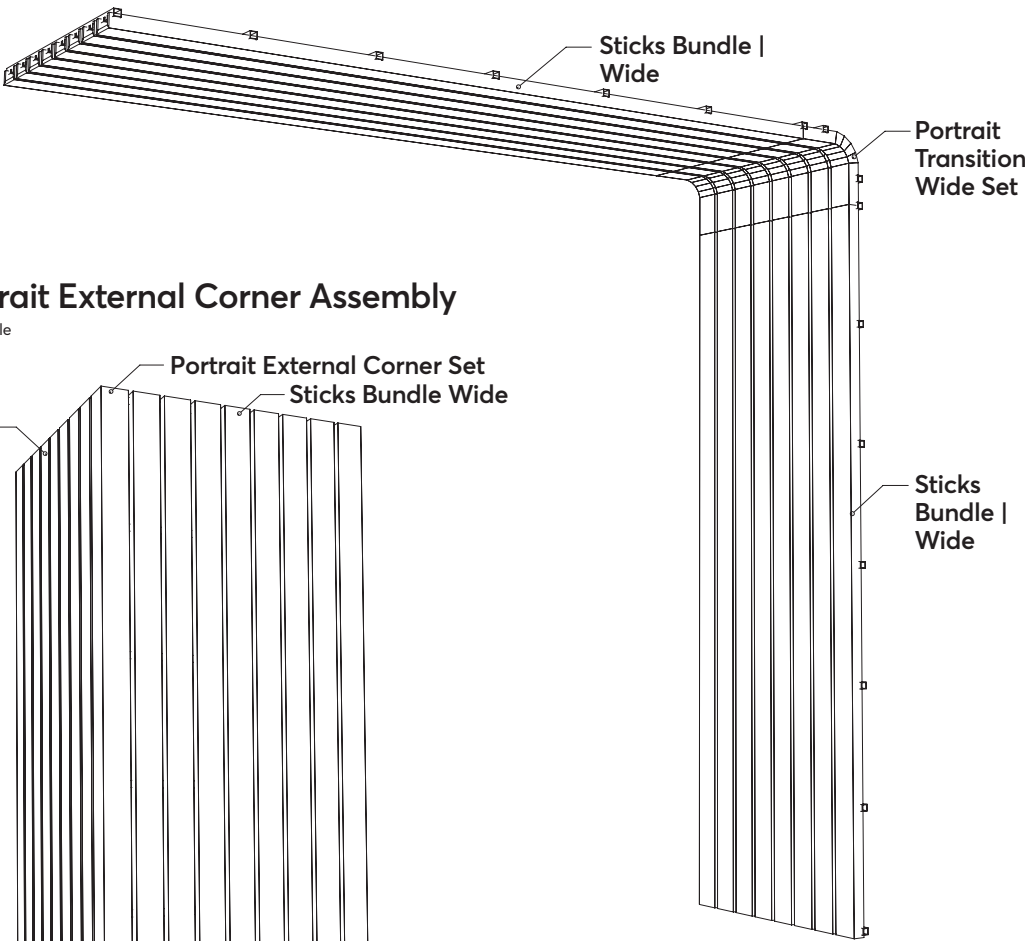
Portrait External Corner Set

108" (2745mm) h x 4" (101mm) w



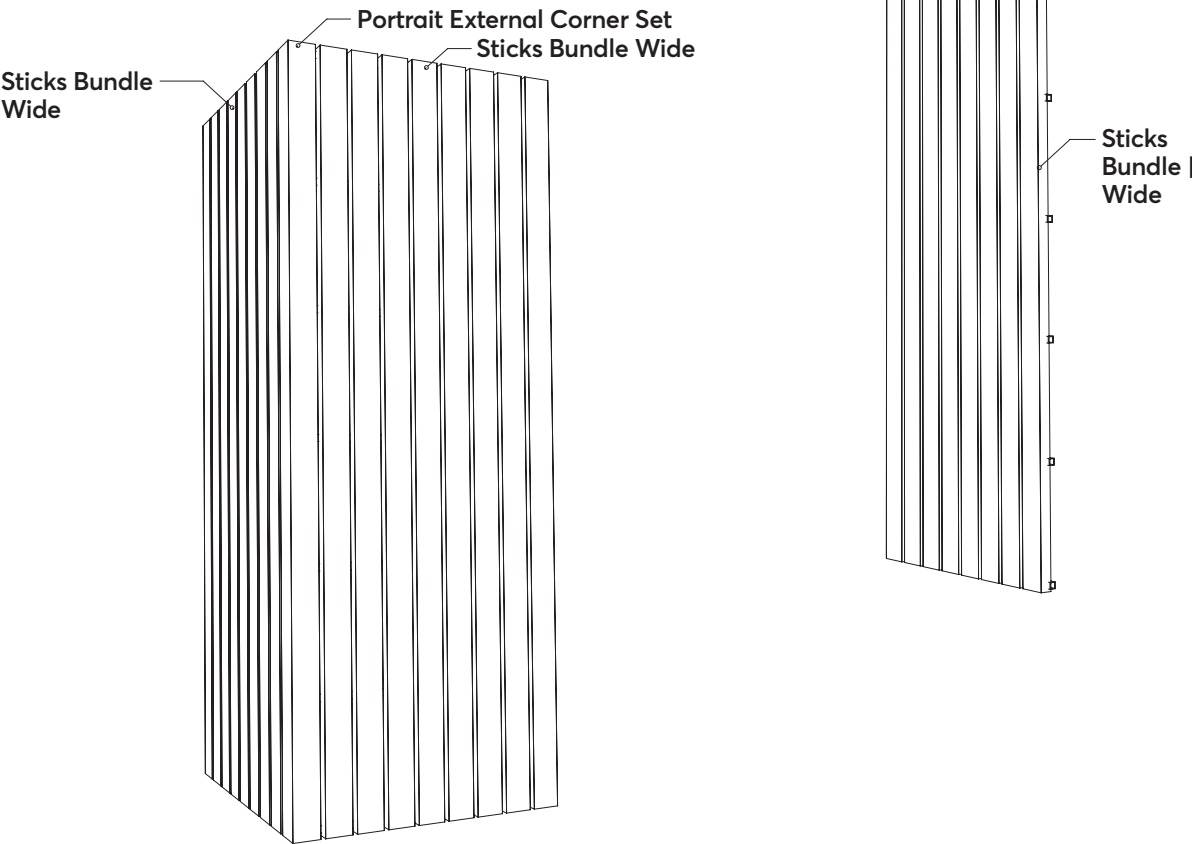
Typical Portrait Transition Assembly

4" (101mm) wide stick profile



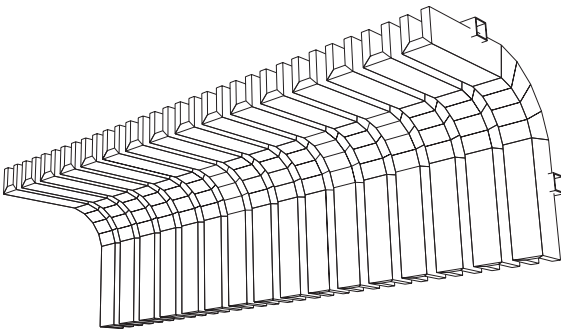
Typical Portrait External Corner Assembly

4" (101mm) wide stick profile



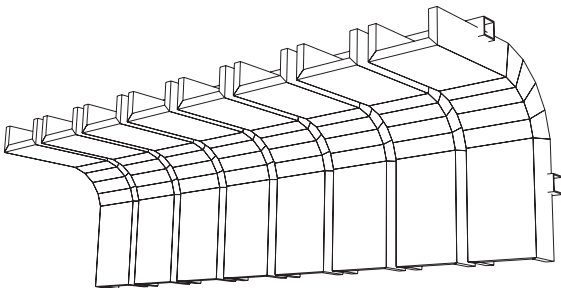
Portrait Transition Narrow Set

11.37" (289mm) h x 37.5" (953mm) w



Portrait Transition Wide Set

11.37" (289mm) h x 37.5" (953mm) w



NOTE: Zintra Sticks is available either as a complete system (aluminium frame and sticks) or as individual sticks. The sticks are available in two widths and in the complete range of Zintra. Timber species and Zintra standard colors. Suspension Kit for ceilings and Individual Sticks also available. Zintra Sticks is impeccably finished around windows, doors, ceiling services and sockets with our simple but polished Sticks Trim. Supplied as a separate right angle piece, Sticks Trim is easily cut in the field to mitre or butt join and glue to Sticks sets to provide a matching Timber finish to exposed ends.

Sticks Specifications

Product Category	See p. 174 for Sticks as Ceilings	
Dimensions	See spread.	
Colors	Available in all 28 colors including Zintra Timber (see p. 12–21)	
NRC Rating	Directly Mounted: 0.8	With 6" Air Gap: Up to 0.95
Aw Rating	Directly Mounted: 0.75	With 6" Air Gap: Up to 0.95
Suggested Installation	Ships knock down except Sticks Trim. Assembly required. Check out the Installation tab on the website for complete installation instructions.	
Customization	The Zintra Acoustic Solutions range is Customization to your project. Please get in touch with your local contact for details.	

For complete specification and installation information, visit mdc.is/zintra

3D Wall Panels

3D Wall Panels join seamlessly to add depth, interest, and superior acoustics to flat or curved surfaces. The narrow panels have been designed with a small pattern repeat so they're easy to adjust and fit wall to wall, without the need for custom drawings.





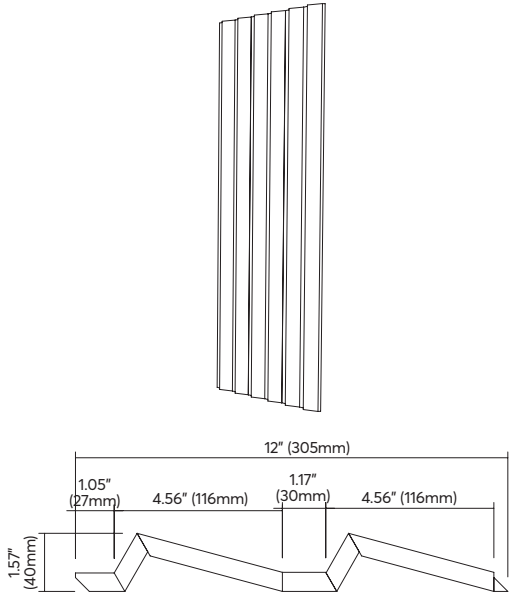
72. Design Zintra 3D Wall Batten 4 | Color Spotted Gum



74. Design Zintra 3D Wall Peaks | Color Midnight, Sky and Cadet

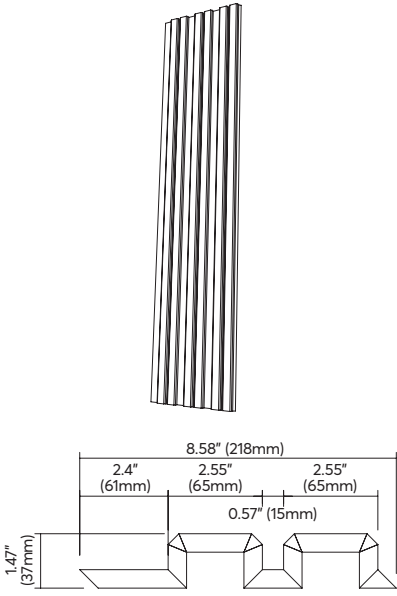
Peaks

3 strips / set, 26.3 SF (2.4m²)
12" (305mm) w x 108.1" (2745mm) h x 1.6" (40mm) d / strip



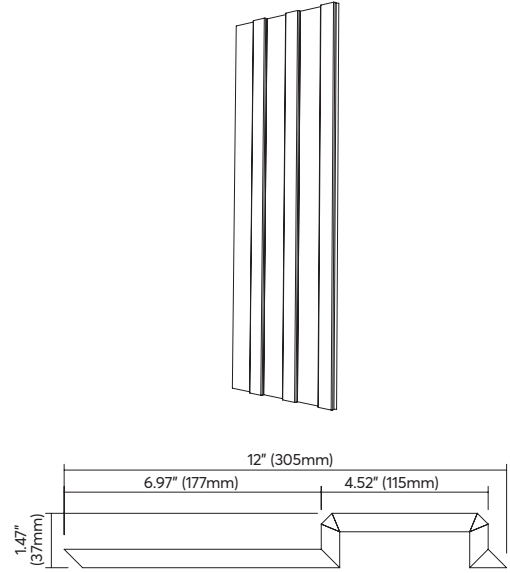
Batten 2

3 strips / set, 18.1 SF (1.7m²)
8.6" (218mm) w x 108.1" (2745mm) h x 1.5" (37mm) d / strip



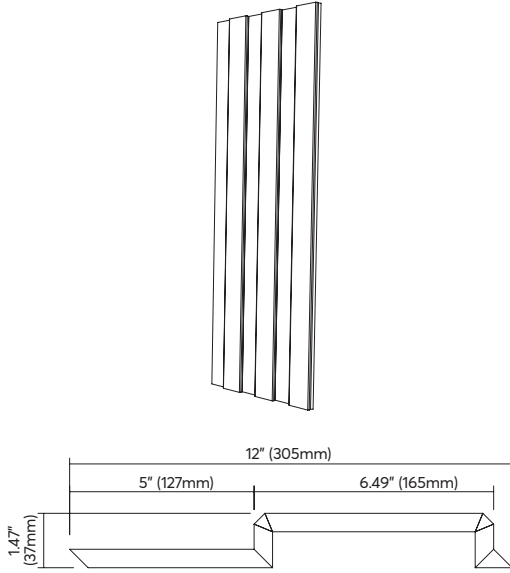
Batten 4

3 strips / set, 27 SF (2.5m²)
12" (305mm) w x 108.1" (2745mm) h x 1.5" (37mm) d / strip



Batten 6

3 strips / set, 27 SF (2.5m²)
12" (305mm) w x 108.1" (2745mm) h x 1.5" (37mm) d / strip



3D Wall Panels Specifications


Dimensions:	See above
Colors:	Available in all 28 colors including Zintra Timber (see p. 12–21)
NRC Rating:	Directly Mounted: 0.45
Aw Rating:	Directly Mounted: 0.30
Suggested Installation	Refer to install guide for screw locations and spacing (screws not included). Screw into wall through indicated joins using suitable screws for substrate. Push panel to protrude texture and screw in place. Repeat in a tile like fashion across space. Check out the Installation tab on the website for complete installation instructions.
Additional Comments	Not suitable as a free standing product.
Customization	The Zintra Acoustic Solutions range is customisable to your project. Please get in touch with your local contact for details.

For complete specification and installation information, visit mdc.is/zintra

Etch


Zintra Etch offers a range of 3D panel designs, created using a 3mm v-groove. The angled blade cuts a contemporary, design-led acoustic design that's perfect for progressive, modern interiors.

Refer to p. 136 to see our Etch Tiles.






78. Design Zintra Etch Volta | Color Linen




Design Zintra Etch Sine | Color Slate



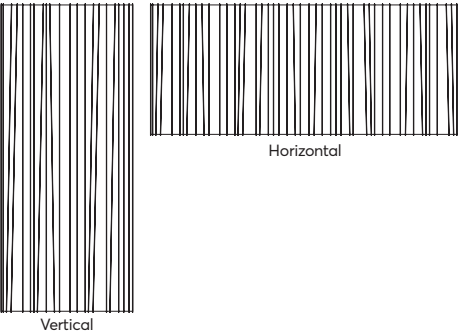
80. Design **Zintra Etch Tesselate** | Color **Spotted Gum**



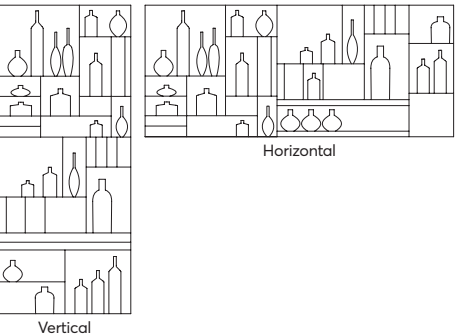
Design **Zintra Etch Reed Bed** | Color **Pewter** | Project **CoDesign Office Fitout** | Designer **CoDesign**



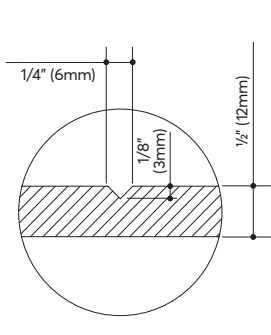
Reed Bed



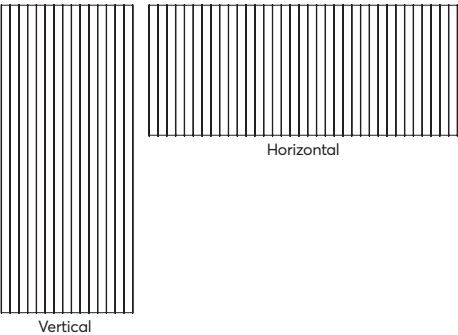
Vino



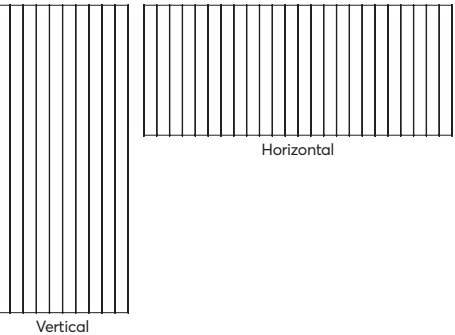
V-Groove detail view



VJ Board Narrow



VJ Board Wide



Design **Zintra Etch VJ Angle** | Color **Silver** | Project **Harbourfront Seafood Restaurant**
 Designer **Birdblack Design** | Photographer **Andrew Ratter Photography**

Etch Specifications

Product Category	See p. 132 for Etch as Tiles.		
Dimensions	48" x 108" x 1/2" (1219mm x 2743mm x 12mm)		
Colors	Available in all 28 colors including Zintra Timber (see p. 12–21)		
NRC Rating	Directly Mounted: 0.45	With 2" Air Gap: 0.85	With 6" Air Gap: 0.90
Aw Rating	Directly Mounted: 0.30	With 2" Air Gap: 0.75	With 6" Air Gap: 0.95
Suggested Installation	Adhere to substrate using contact adhesive or Liquid Nails. Panel can be mechanically fixed using details similar to glass fittings. Check out the Installation tab on the website for complete installation instructions.		
Additional Comments	Etch is a 3mm deep V groove. Not suitable as a free standing product.		
Customization	The Zintra Acoustic Solutions range is customisable to your project. Please get in touch with your local contact for details.		


For complete specification and installation information, visit mdc.is/zintra

Patterns

Zintra Patterns offers a broad range of classic or contemporary panel designs that can be used on their own, or in conjunction with a Zintra backing, to create beautiful, acoustic screens and wall coverings.

Refer to p. 144 to see our Pattern Tiles.






86. Design Zintra Patterns Marquise | Color Ecu




88. Design Zintra Patterns Circuit | Color Greige



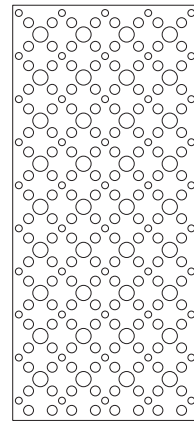
90. Design Zintra Patterns Punto | Color Fossil




Abhaya




Asiatic




Astra




Bengal




Bharata




Garden Art



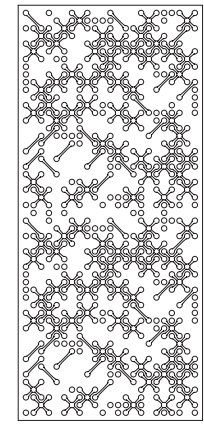
Haimati




Hex




Indus




Jacks




Bhushan



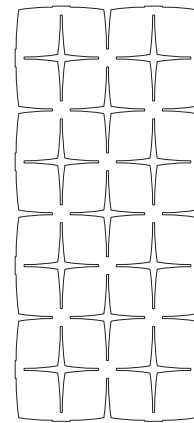
Circuit




Cirque



Deepak




Devraj




Kali




Kerala




Krishnan




Links




Lost




Elephanta



Fishbone




Foliage



Gadiva




Ginkgo




Mandava



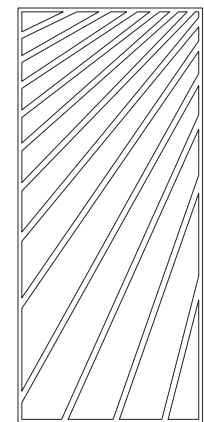
Malini



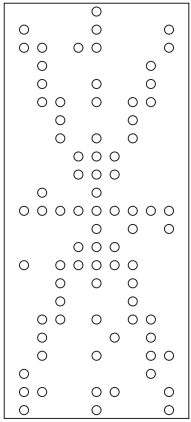
Marquise




Monsoon



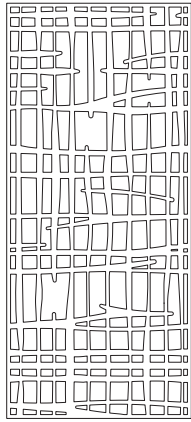
Nadu




Noktalar




Origami



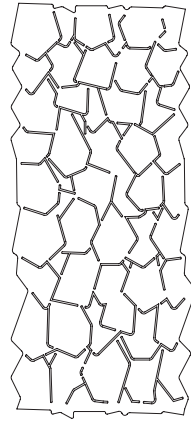
Padmesh




Perdita




Pivot




Stone Age




Sutra




Telugu




Vanishing




Pixel




Prose




Punto




Raja




Sakra




Vedic




Wamika




Sankaran




Sanskrit



Setro



Shard



Siptical

Patterns Specifications

Product Category	See p. 140 for Patterns as Tiles		
Dimensions	<div>PATTERNS ONLY</div> <div>48" x 108" x 1/2" (1220mm x 2745mm x 12mm)/</div> <div>23.8" x 47.8" x 1/2" (603mm x 1213mm x 12mm)</div> <div>23.8" x 23.8" x 1/2" (603mm x 603mm x 12mm)</div> <div>PATTERNS ON BACKER</div> <div>48" x 108" x 1" (1220mm x 2745mm x 24mm)</div> <div>23.8" x 47.8" x 1" (603mm x 1213mm x 24mm)</div> <div>23.8" x 23.8" x 1" (603mm x 603mm x 24mm)</div>		
Colors	Available in all 28 colors including Zintra Timber (see p. 12–21)		
PATTERNS ONLY			
NRC Rating	Directly Mounted: 0.45	With 2" Air Gap: 0.85	With 6" Air Gap: 0.90
Aw Rating	Directly Mounted: 0.45	With 2" Air Gap: 0.85	With 6" Air Gap: 0.90
PATTERNS ON BACKER			
NRC Rating	Directly Mounted: 0.75	With 2" Air Gap: 0.95	With 6" Air Gap: 0.90
Aw Rating	Directly Mounted: 0.70	With 2" Air Gap: 0.95	With 6" Air Gap: 0.90
Suggested Installation	Zintra Pattern: choose from one of our hardware options or choose your own to install as a room divider, ceiling tile or wall/ceiling feature. Zintra Pattern on Backer: Adhere to substrate using contact adhesive or Liquid Nails. Panel can be mechanically fixed using details similar to glass fittings. Check out the Installation tab on the website for complete installation instructions.		
Additional Comments	Not suitable as a free standing product.		
Customization	The Zintra Acoustic Solutions range is customisable to your project. Please get in touch with your local contact for details.		


For complete specification and installation information, visit mdc.is/zintra

Textures


Zintra Textures offers subtle and engaging 3-dimensional panel designs. Each design incorporates aspects that reduce echoes by changing the angle of sound reflecting off the surface. It makes them ideal for noisy public spaces that need a little flair.









Carre




Cercles




Corbe



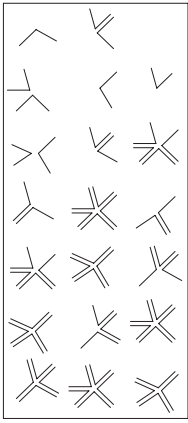
Diamont



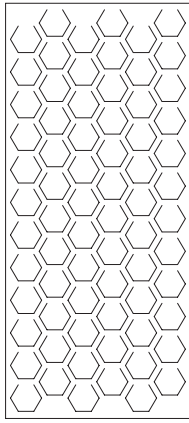
Droit




Echelle




Etoile




Hexagone




Nenuphar




Tissage




Tessan




Signe



Paume



Trappe



Vague

Textures Specifications

Dimensions	48" x 108" x 1" (1220mm x 2745mm x 24mm)		
Colors	Available in all 28 colors including Zintra Timber (see p. 12–21)		
NRC Rating	Directly Mounted: 0.45	With 2" Air Gap: 0.85	With 6" Air Gap: 0.90
Aw Rating	Directly Mounted: 0.45	With 2" Air Gap: 0.85	With 6" Air Gap: 0.90
Suggested Installation	Zintra Acoustic Textures should be installed using 3M VHB double sided tape (not supplied) as per the Handling Fabrication and Installation guide on the Downloads tab. Check out the Installation tab on the website for complete installation instructions.		
Additional Comments	Not suitable as a free standing product.		
Customization	The Zintra Acoustic Solutions range is customisable to your project. Please get in touch with your local contact for details.		



Design Zintra Textures in Tesson | Color Ash | Project Austin Health Library

Layers

Zintra Layers is all about handmade acoustic design. Different colors of Zintra can be selected before being cut into strips and applied to a Zintra backing panel to create a sophisticated look that's unique to you. For superior acoustics, Zintra Layers 3D uses any single color to build a 3-dimensional surface that breaks up sound reflection to reduce echoes.







104. Design Zintra Layers 3D | Color Pewter




106. Design Zintra Layers | Color Frost, Greige and Fossil

Layers 3D



Layers



Layers Specifications

Dimensions	Dimensions: 108" (2743mm) x 48" (1219mm)		
Colors	Available in all 28 colors including Zintra Timber (see p. 12–21)		
NRC Rating	Directly Mounted: 0.75	With 2" Air Gap: 0.95	With 6" Air Gap: 0.90
Aw Rating	Directly Mounted: 0.60	With 2" Air Gap: 0.95	With 6" Air Gap: 0.90
Suggested Installation	Adhere to substrate using contact adhesive, Liquid Nails or Z clips. Panel can be mechanically fixed. Check out the Installation tab on the website for complete installation instructions.		
Additional Comments	As Zintra Layers are hand-made, an exact pattern match from one panel to the next is not possible. All Zintra Layers are supplied on a Zintra Acoustic backer in Black.		
Customization	The Zintra Acoustic Solutions range is customisable to your project. Please get in touch with your local contact for details.		

For complete specification and installation information, visit mdc.is/zintra

Blades

Zintra Blades are prefabricated, wall mounted baffles that come ready for easy installation. Blades provide an interesting alternative to wall panels, with their double-sided presentation increasing the surface area for noise absorption and enabling light to flow into a space.



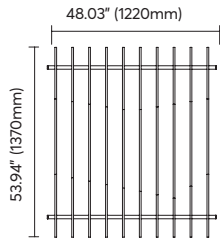


110. Design **Zintra Blades Peak** | Color **Ochre**



112. Design Zintra Blades Swell | Color Eucalyptus

Small Blades



Bolt




Canyon



Peak



Ridge

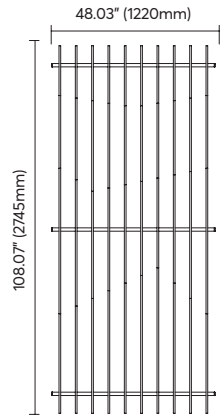


Square




Swell

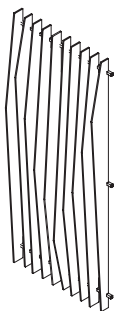
Large Blades



Bolt




Canyon




Peak



Ridge



Square



Swell

Blades Specifications

Dimensions	40" x 54" (1016mm x 1370mm)	40" x 108" (1016mm x 2745mm)
Colors	Available in all 28 colors including Zintra Timber (see p. 12–21)	
NRC Rating	Directly Mounted: 0.70	
Aw Rating	Directly Mounted: 0.70	
Suggested Installation	Insert tube into pre-cut holes in the blades. Move blades into correct position. Fix tube off to the wall with screws (not supplied). Check out the product downloads tab on the website for the complete Handling and Installation guide.	
Customization	The Zintra Acoustic Solutions range is customisable to your project. Please get in touch with your local contact for details.	

For complete specification and installation information, visit mdc.is/zintra

Sculpted

Zintra Sculpted uses shape and space to offer eye catching interior design additions. Their progressive aesthetic make them perfect for stylish feature walls or as an alternative to hero art pieces.

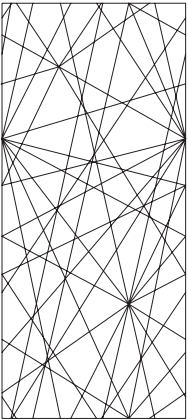





Design Zintra Sculpted Heli | Color Pewter




116. Design Zintra Sculpted Cosmic | Color Ecu




Cosmic




Cubic




Heli




Hourglass



Scribe



Starburst



Stencil

Sculpted Specifications

Dimensions:	Dimensions: 108" (2743mm) x 47.5" (1206mm) x 0.5" (12mm)		
Colors	Available in all 28 colors including Zintra Timber (see p. 12–21)		
NRC Rating	Directly Mounted: 0.45	With 2" Air Gap: 0.85	With 6" Air Gap: 0.90
Aw Rating	Directly Mounted: 0.30	With 2" Air Gap: 0.75	With 6" Air Gap: 0.95
Suggested Installation	Adhere to substrate using contact adhesive, Liquid Nails. Panel can be mechanically fixed using details similar to glass fittings. Check out the Installation tab on the website for complete installation instructions.		
Additional Comments	Sculpted is a 0.375" (9mm) deep V groove. Not suitable as a free standing product.		
Customization	The Zintra Acoustic Solutions range is customisable for your project. Please get in touch with your local contact for details.		


For complete specification and installation information, visit mdc.is/zintra

TILES


Box Tiles

Zintra Box Tiles come in a range of standard sizes and depths that make them easy on the eye and easy to install. Available in the full Zintra color range, Box Tiles give you the versatility of creating a wall to wall install or an eye-popping acoustic feature.






Design Zintra Box Tiles Square | Color Linen, Sunshine, Smoke and Slate



122. Design Zintra Box Tiles Square | Color Pewter, Smoke, Chambray and Ivory



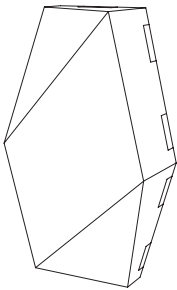
Design Zintra Box Tile Hex | Color Pebble, Smoke and Pewter



124. Design Zintra Box Tile Diamond | Color Fossil, Greige and Cadet

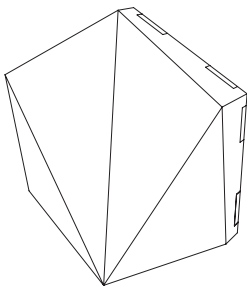
Diamond

15 tiles / set, 11.7 SF (1.1m²)
9.5" (242mm) w x 15" (381mm) h x 3" (76mm) d / tile




Hex

12 tiles / set, 12.1 SF (1.1m²)
15" (381mm) w x 13" (330mm) h x 3" (76mm) d / tile



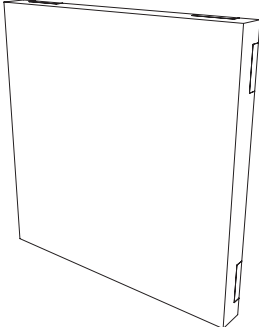
Pitched

10 tiles / set, 15.6 SF (1.4m²)
15" (381mm) w x 15" (381mm) h x 3" (76mm) d / tile




Square 1.5"

12 tiles / set, 18.7 SF (1.7m²)
15" (381mm) w x 15" (381mm) h x 1.5" (38mm) d / tile



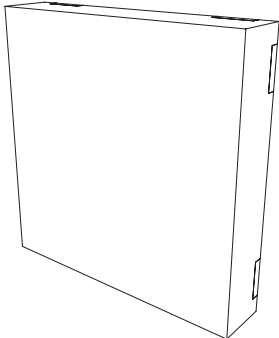
Square 2.25"

10 tiles / set, 15.6 SF (1.4 m²)
15" (381mm) w x 15" (381mm) h x 2.3" (57mm) d / tile



Square 3"

10 tiles / set, 15.6 SF (1.4m²)
15" (381mm) w x 15" (381mm) h x 3" (76mm) d / tile



Box Tiles Specifications


Dimensions	See above
Colors	Available in all 28 colors including Zintra Timber (see p. 12–21)
NRC Rating	Directly Mounted: Up to 1.0
Aw Rating	Directly Mounted: Up to 1.0
Suggested Installation	Supplied as Zintra Box Tiles (assembled), including 3M dual lock fasteners. Arrange as required and fit to wall with supplied fasteners (no screws supplied). Check out the Installation tab on the website for complete installation instructions.
Additional Comments	NRC: Up to 1.10 Also available with Digital Print. Not suitable as a free standing product.
Customization	The Zintra Acoustic Solutions range is customisable to your project. Please get in touch with your local contact for details.

For complete specification and installation information, visit mdc.is/zintra

Plain Tiles

Zintra Plain Tiles make it fun to mix and match. 13 shapes, 24 colors and 4 wood effects present a plethora of design options, that make creating beautiful, acoustically minded spaces, a breeze.






Design Zintra Plain Tile and Etch Tile Triangle | Color Spotted Gum and Ecu



128. Design Zintra Plain Tiles Jigsaw | Color Olive and Grass

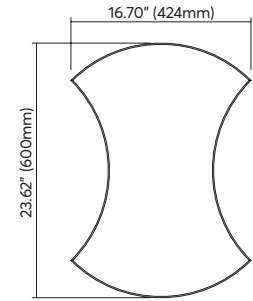


Product Zintra Plain Tiles Hourglass | Color Brick, Ivory and Ecu

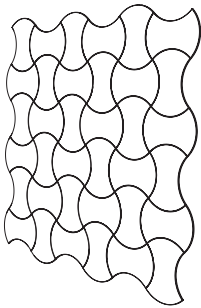
Battleaxe

13 tiles / set, 25.2 SF (2.3m²)

Front view



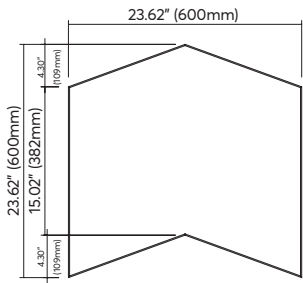
36 Tile Assembly



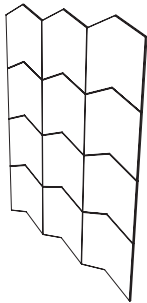
Chevron

10 tiles / set, 31.7 SF (2.9m²)

Front view



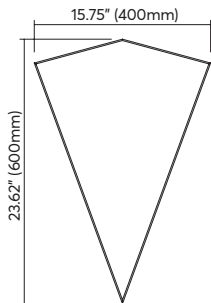
12 Tile Assembly




Diamond

20 tiles / set, 25.8 SF (2.4m²)

Front view



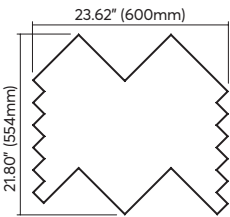
21 Tile Assembly




Herringbone

12 tiles / set, 30.1 SF (2.8m²)

Front view



12 Tile Assembly



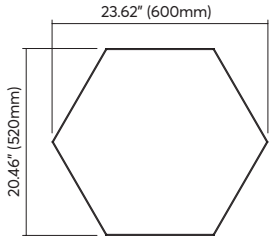
Plain Tiles Specifications

Dimensions	See spread
Colors	Available in all 28 colors including Zintra Timber (see p. 12–21)
NRC Rating	Directly Mounted: 0.45
Aw Rating	Directly Mounted: 0.30
Suggested Installation	Supplied as a set of individual tiles. Arrange as required. Check out the Installation tab on the website for complete installation instructions.
Additional Comments	Available in both Plain and Etch. Sold in sets. Also available with Digital Print. Not suitable as a free standing product.
Customization	The Zintra Acoustic Solutions range is customisable to your project. Please get in touch with your local contact for details.

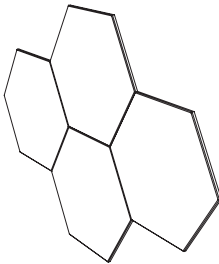
Hexagon

10 tiles / set, 24.6 SF (2.3m²)

Front view



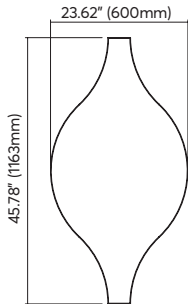
4 Tile Assembly




Hourglass

5 tiles / set, 21.8 SF (2m²)

Front view



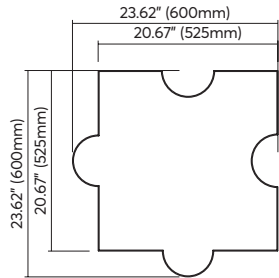
4 Tile Assembly




Jigsaw

8 tiles / set, 23.7 SF (2.2m²)

Front view



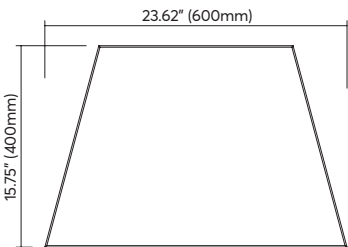
4 Tile Assembly



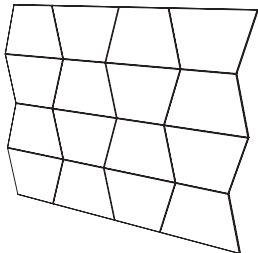
Trapezium

15 tiles / set, 31.8 SF (3m²)

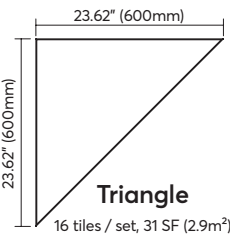
Front view



16 Tile Assembly

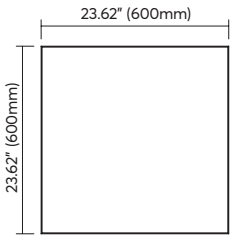


Geometrics



Square

8 tiles / set, 31 SF (2.9m²)



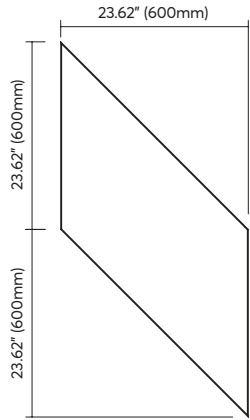
Plank

26 tiles / set, 33.5 SF (3.1m²)




Parallelogram

6 tiles / set, 23.2 SF (2.1m²)

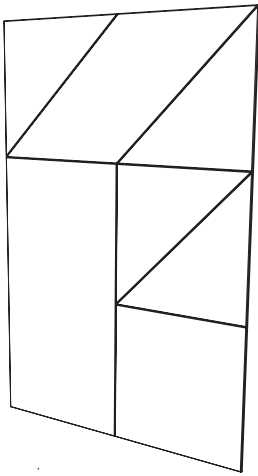


Rectangle

4 tiles / set, 31 SF (2.9m²)



7 Tile Assembly



Etch Tiles

Zintra Etch Tiles offer a range of 3D tile designs, created using a 3mm v-groove. The angled blade cuts a contemporary, design-led acoustic option that's perfect for progressive, modern interiors.

Refer to p. 78 to see our Etch walls offering.






134. Design Zintra Etch Tile | Color Merbau



136. Design Zintra Etch Tiles Hourglass | Color Ivory

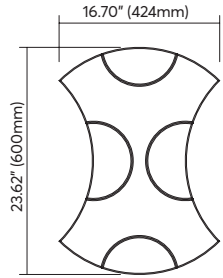


Design Zintra Etch Tiles in Herringbone | Color Pebble

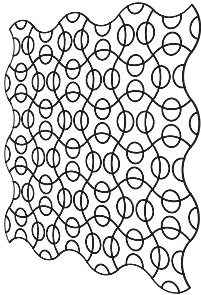
Battleaxe

13 tiles / set, 25.2 SF (2.3m²)

Front View



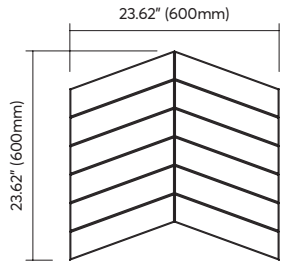
36 Tile Assembly




Chevron

10 tiles / set, 31.7 SF (2.9m²)

Front View



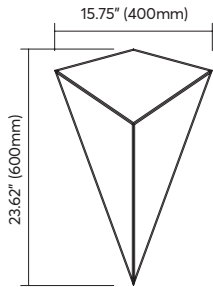
12 Tile Assembly



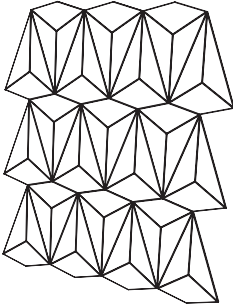
Diamond

20 tiles / set, 25.8 SF (2.4m²)

Front View



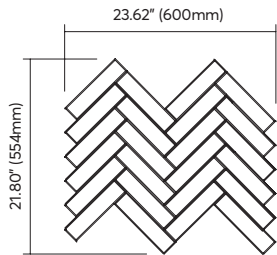
12 Tile Assembly




Herringbone

12 tiles / set, 30.1 SF (2.8m²)

Front View



12 Tile Assembly



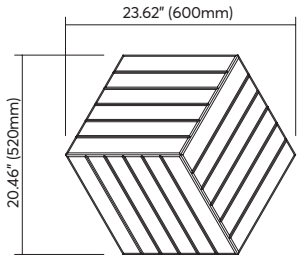
Etch Tiles Specifications

Dimensions	See spread
Colors	Available in all 28 colors including Zintra Timber (see p. 12–21)
NRC Rating	Directly Mounted: 0.45
Aw Rating	Directly Mounted: 0.30
Suggested Installation	Supplied as a set of individual tiles. Arrange as required. Check out the Installation tab on the website for complete installation instructions.
Additional Comments	Available in both Plain and Etch. Sold in sets. Also available with Digital Print. Not suitable as a free standing product.
Customization	The Zintra Acoustic Solutions range is customisable to your project. Please get in touch with your local contact for details.


Hexagon

10 tiles / set, 24.6 SF (2.3m²)

Front View



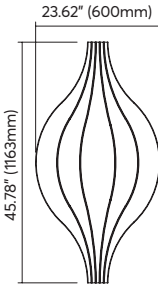
11 Tile Assembly



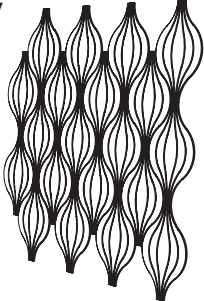
Hourglass

5 tiles / set, 21.8 SF (2m²)

Front View



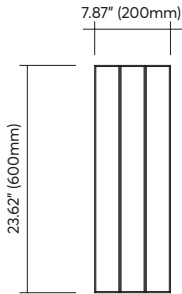
20 Tile Assembly



Plank

24 tiles / set, 33.5 SF (3.1m²)

Front View



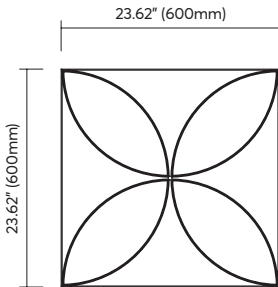
15 Tile Assembly




Square

8 tiles / set, 31 SF (2.9m²)

Front View



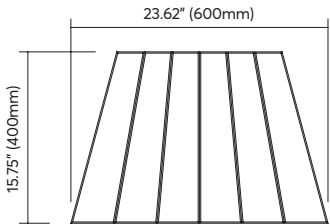
16 Tile Assembly




Trapezium

15 tiles / set, 31.8 SF (2.9m²)

Front View



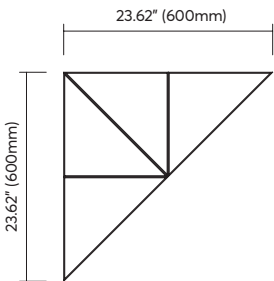
16 Tile Assembly




Triangle

16 tiles / set, 31 SF (2.3m²)

Front View



12 Tile Assembly



Pattern Tiles


Zintra Pattern Tiles are a Zintra favourite. The progressive designs are cut through the front Zintra panel and mounted onto a back panel to add depth. The choice of 28 front and back colors creates thousands of combinations even before you decide how to lay them out.

Refer to p. 86 to see our Pattern Walls offering.





142. Design **Zintra Pattern Tiles Arch** | Color **Brick**



Product **Zintra Pattern Tiles Leap** | Color **Smoke on Slate**

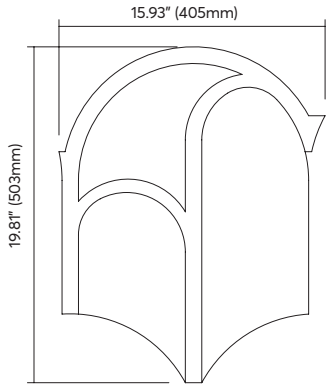


Product **Zintra Pattern Tiles Lotus** | Color **Linen on Spotted Gum**


Arch

16 tiles / set, 25.7 SF (2.4m²)

Front view



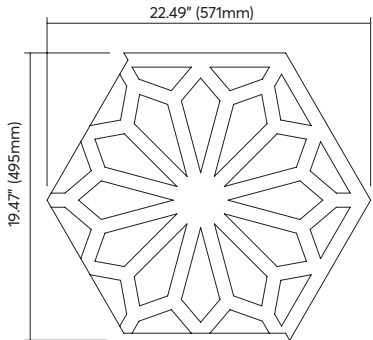
6 Tile Assembly




Entwine

10 tiles / set, 22.8 SF (2.1m²)

Front view



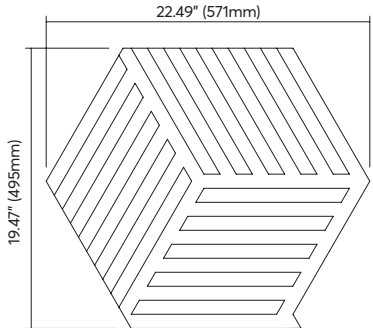
7 Tile Assembly



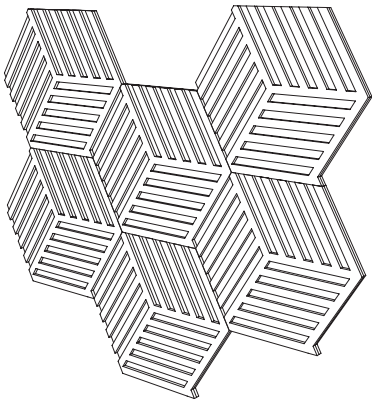
Leap

10 tiles / set, 22.8 SF (2.1m²)

Front view



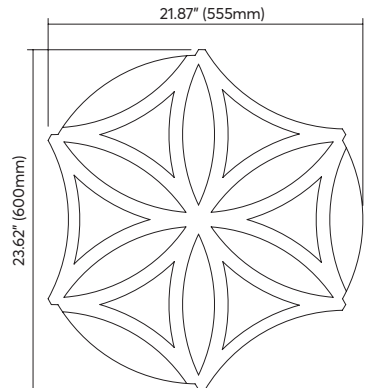
6 Tile Assembly



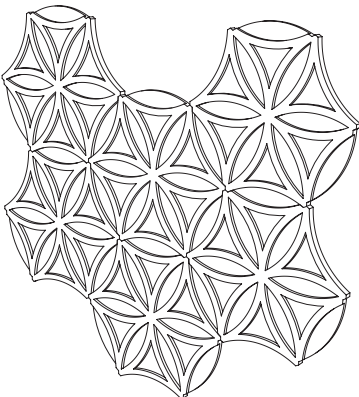
Lotus

10 tiles / set, 25.2 SF (2.3m²)

Front view



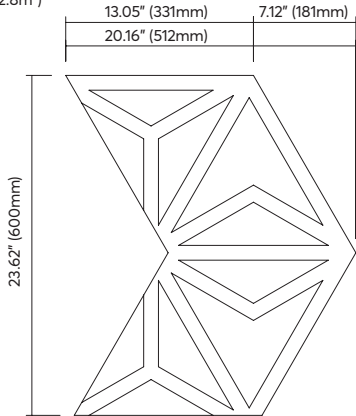
6 Tile Assembly




Striae

14 tiles / set, 29.8 SF (2.8m²)

Front view



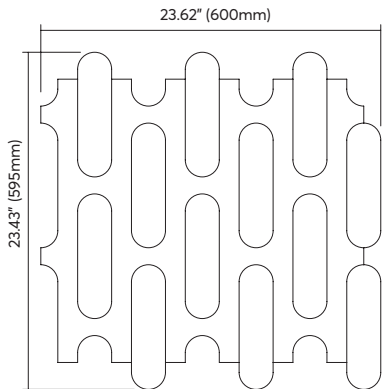
10 Tile Assembly



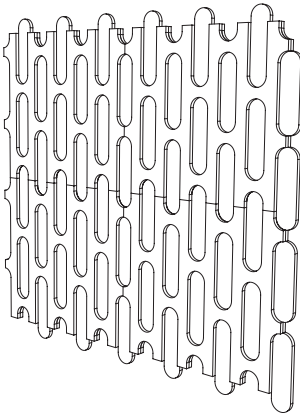
Surge

8 tiles / set, 24.5 SF (2.3m²)

Front view



4 Tile Assembly



Pattern Tiles Specifications

Dimensions	See spread
Colors	Available in all 28 colors including Zintra Timber (see p. 12–21)
NRC Rating	Directly Mounted: 0.45
Aw Rating	Directly Mounted: 0.30
Suggested Installation	Supplied as a set of individual tiles. Arrange as required. Adhere to substrate using contact adhesive, Liquid Nails or Z clips. Check out the Installation tab on the website for complete installation instructions.
Additional Comments	Sold in sets. Not suitable as a free standing product.
Customization	The Zintra Acoustic Solutions range is customisable to your project. Please get in touch with your local contact for details.

For complete specification and installation information, visit mdc.is/zintra


CEILINGS



Baffle Systems


Zintra Baffle Systems are an innovative, noise reducing replacement to mineral fibre ceiling systems. They come flat packed, are easy to assemble and simple to install.

Their modular and configurable design means they can be used on their own to create a feature, or together to improve the aesthetics of an entire ceiling.





150. Design Zintra Baffles Custom Waves | Color Custom | Project Rydges Coolangatta



Design Zintra Baffles Louvre | Color Grass, Malachite and Olive



Design **Zintra Baffles Square** | Color **Slate, Pewter and Smoke** | Project **Gary Smith**
 152. Designer **Mary Ash Interior Design Service** | Photographer **Mary Ash Interior Design Service**

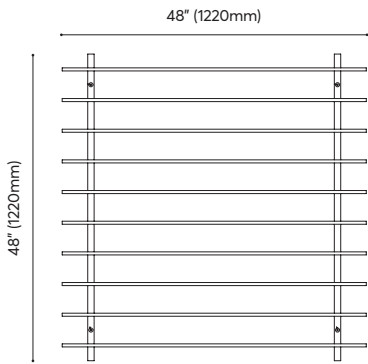


Product **Zintra Baffles Ridges** | Color **Cobalt**




Design **Zintra Baffles** | Color **Tar** | Project **Humber College International Graduate School**
 Designer **Kasian** | Photographer **Ryan Fung Photography**

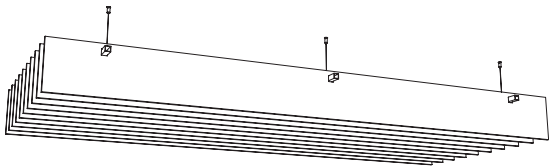
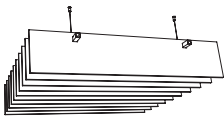
Small baffle



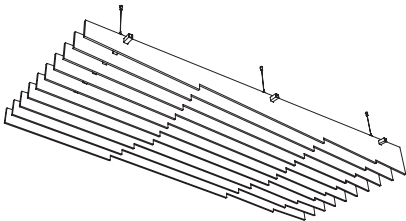
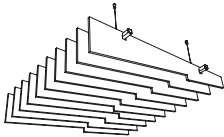
Large baffle



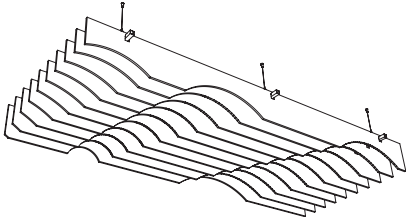
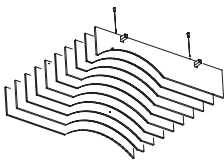
Square



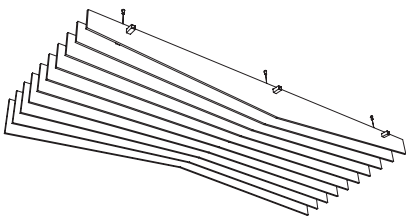
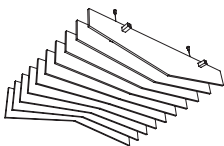
Bolt



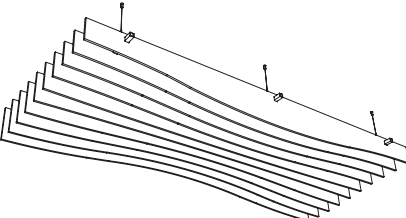
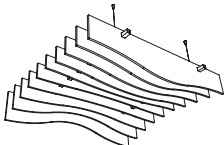
Canyons



Ridges



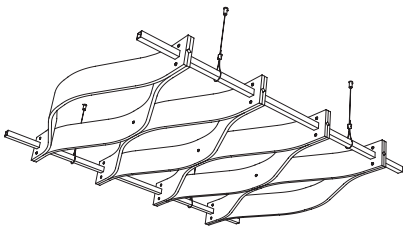
Swell



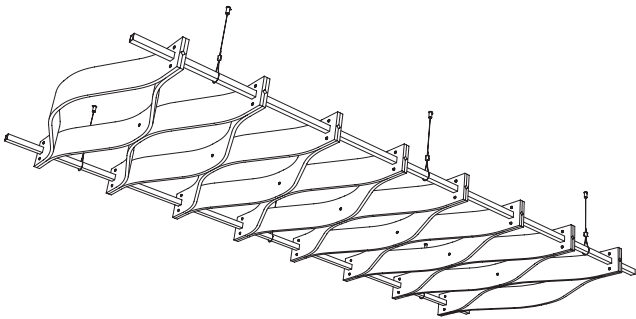
Gorge*



Waves

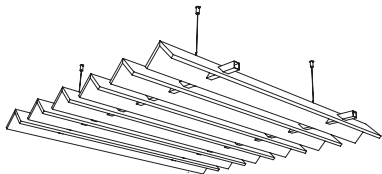


48" (1220mm) w x 54" (1373mm) d x 4.7" (120mm) h

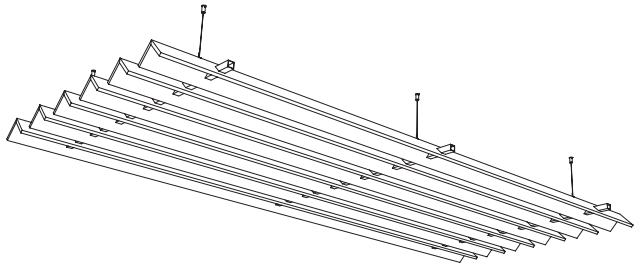


48" (1220mm) w x 108.1" (2745mm) d x 4.7" (120mm) h

V-Fold

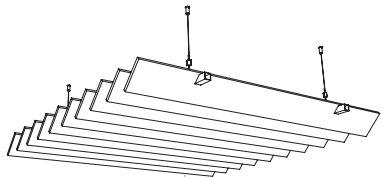


48" (1220mm) w x 48" (1220mm) d x 3.1" (80mm) h

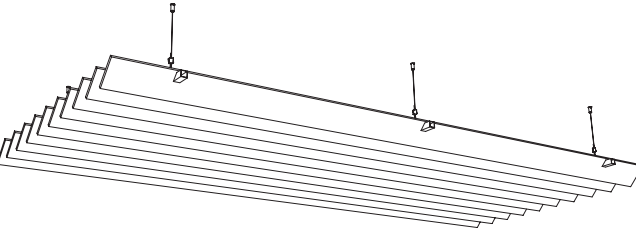


48" (1220mm) w x 108.1" (2745mm) d x 3.1" (80mm) h

Louvre



48" (1220mm) w x 48" (1220mm) d x 3.7" (94mm) h



48" (1220mm) w x 108.1" (2745mm) d x 3.7" (94mm) h

Baffle Systems Specifications

Dimensions	See spread	
Colors	Available in all 28 colors including Zintra Timber (see p. 12–21)	
NRC Rating	Without Air Gap: Up to 0.95	With 24" Air Gap: Up to 1.00
Aw Rating	Without Air Gap: Up to 0.90	With 24" Air Gap: Up to 1.00
Suggested Installation	Be sure to support Baffles during installation to avoid bowing or creasing. Slide Baffles onto notched Square Tube to position it into place. Fix Adjustable Cables to ceiling. Adjust cables to complete installation. Check out the Installation tab on the website for complete installation instructions.	
Additional Comments	Only available from Zintra Acoustic Panel ½" (12mm). Baffles include Adjustable Cable Kit and Square Tube. See p. 214 for hardware detail. Longer Cables, multi-color and Digital Print available for an additional fee.	
Customization	The Zintra Acoustic Solutions range is customisable to your project. Please get in touch with your local contact for details.	

For complete specification and installation information, visit mdc.is/zintra

* Also available in 48"(1220mm) w x 72" (1829mm) l x 18" (456mm) h

Box Baffles

Zintra Box Baffles have a solid box shape design that gives them a strong ceiling presence.

Available in uniform, random or mixed combinations, the 24 Zintra colors make them modern ceiling features, while the 4 wood prints offer a more natural, rustic aesthetic.





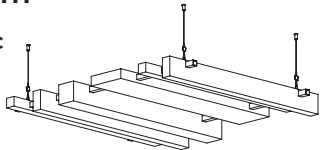
158. Design Zintra Box Baffles Uniformed Small | Color Custom Digital Print Graphic



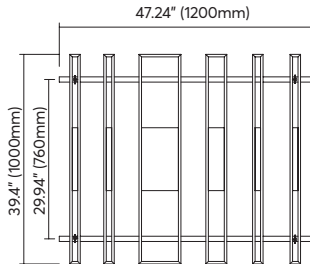
160. Design Zintra Box Baffles Random | Color Pewter, Slate and Ivory

Random*

Isometric

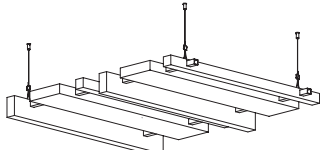


Top

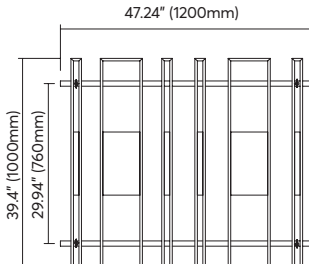


Mixed*

Isometric

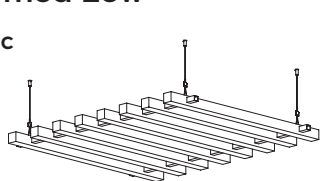


Top

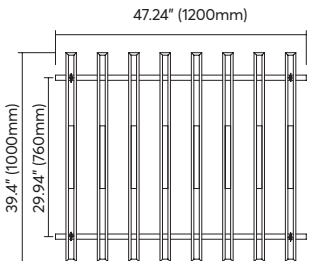


Uniformed Low*

Isometric

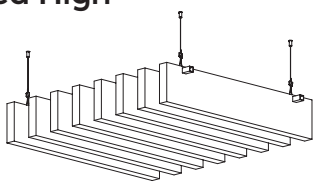


Top

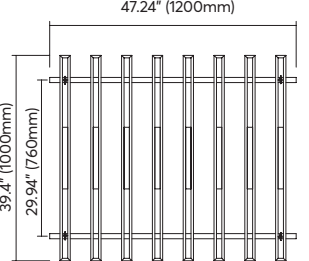


Uniformed High*

Isometric



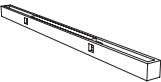
Top



* Also available in 39.4" (1000mm) w x 95.4" (2400mm)

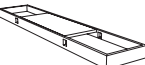
Box Baffle A

2" (50mm) w x 39.4" (1000mm) x 2" (50mm) h
2" (50mm) w x 93" (2362mm) x 2" (50mm) h



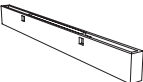
Box Baffle B

7.9" (200mm) w x 39.4" 1000mm x 2" (50mm) h
7.9" (200mm) w x 93" (2362mm) x 2" (50mm) h



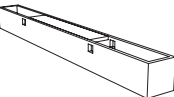
Box Baffle C

2" (50mm) w x 39.4" (1000mm) x 3.9" (100mm) h
2" (50mm) w x 93" (2362mm) x 3.9" (100mm) h



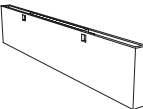
Box Baffle D

3.9" (100mm) w x 39.4" (1000mm) x 3.9" (100mm) h
3.9" (100mm) w x 93" (2362mm) x 3.9" (100mm) h



Box Baffle E

2" (50mm) w x 39.4" (1000mm) x 7.9" (200mm) h
2" (50mm) w x 93" (2362mm) x 7.9" (200mm) h




Box Baffles Specifications

Product Category	Ceilings Zintra Baffles	
Dimensions	See above	
Colors	Available in all 28 colors including Zintra Timber (see p. 12–21)	
NRC Rating	Without Air Gap: Up to 0.95	With 24" Air Gap: Up to 1.00
Aw Rating	Without Air Gap: Up to 0.90	With 24" Air Gap: Up to 1.00
Suggested Installation	Be sure to support Baffles during installation to avoid bowing or creasing. Slide Baffles onto notched Square Tube to position it into place. Fix Adjustable Cables to ceiling. Adjust cables to complete installation. Check out the Installation tab on the website for complete installation instructions.	
Additional Comments	Only available from Zintra Acoustic Panel ½" (12mm). Baffles include Adjustable Cable Kit and Square Tube. See p. 214 for hardware detail. Longer Cables, multi-color and Digital Print available for an additional fee.	
Customization	The Zintra Acoustic Solutions range is customisable to your project. Please get in touch with your local contact for details.	

For complete specification and installation information, visit mdc.is/zintra

Connect Baffles

Zintra Connect Baffles add sculptural on-trend geo-accents to your ceiling space. They are an innovative solution to large areas requiring improved acoustics and are designed with full or partial ceiling coverage in mind. Connect is offered in a number of designs to create a ceiling space with architectural shape, form and definitive character.





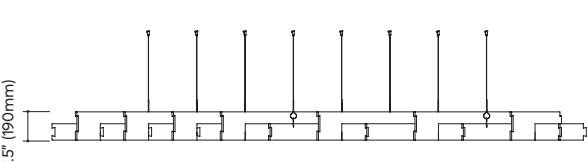
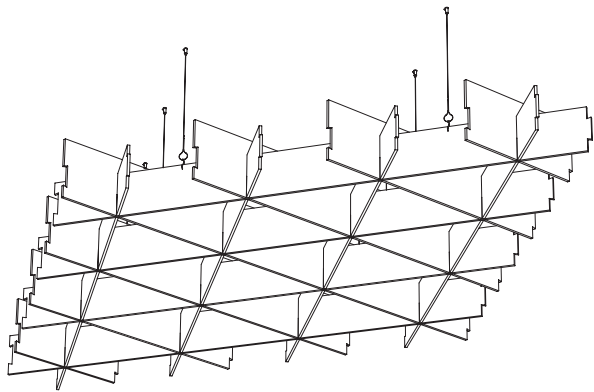
164. Design Zintra Connect Baffles Cirrus | Color Frost



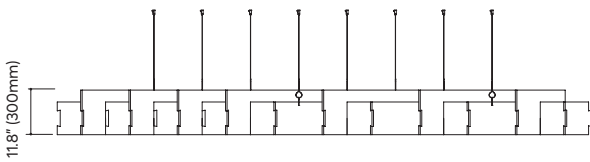
166. Design Zintra Connect Baffles Cubix | Color Olive, Grass, Sky and Cobalt

Connect Cirrus

141.5" (3595mm) x 89.6" (2275mm)



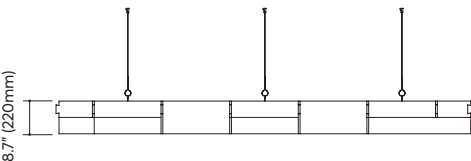
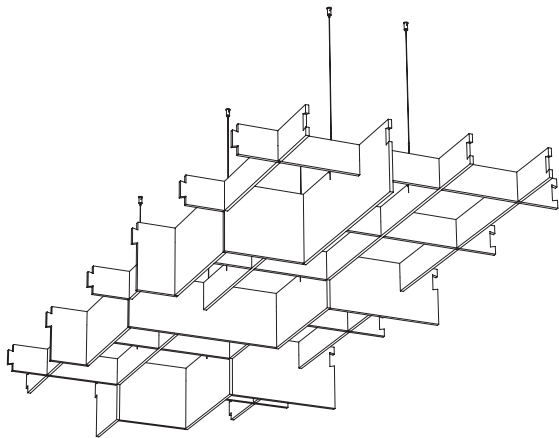
Cirrus Low



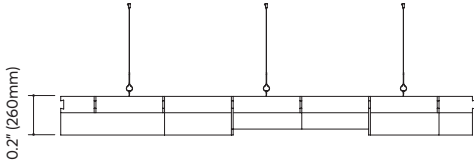
Cirrus High

Connect Rise

48.03" (1220mm) x 109.84" (2790mm)



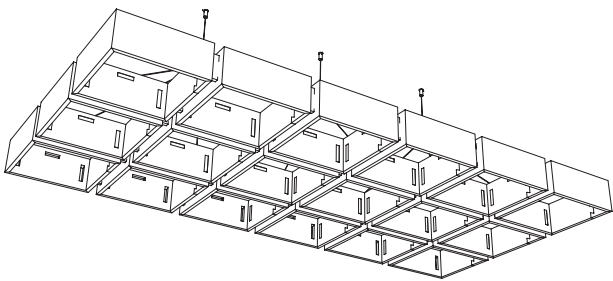
Rise Low



Rise High

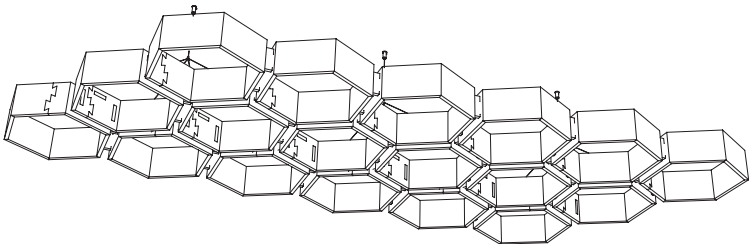
Connect Cubix

18 cubes / set, 18.9 SF (1.8m²)
36.6" (930mm) w x 74.4" (1889mm) d x 4.7" (120mm) h



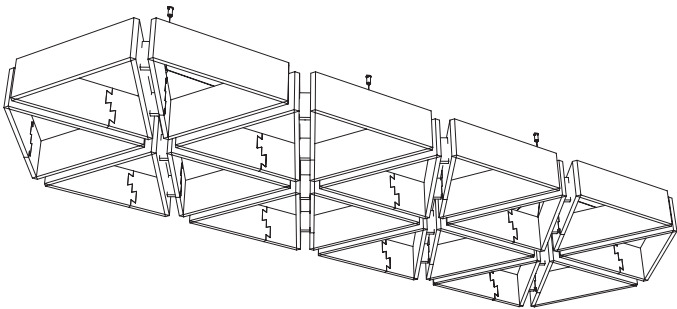
Connect Hive

18 hexagons / set, 21.7 SF (2.6m²)
40.4" (1027mm) w x 100.2" (2544mm) d x 4.7" (120mm) h



Connect Prismatic

18 triangles / set, 16.9 SF (1.7m²)
30.2" (768mm) w x 88.2" (2241mm) d x 4.7" (120mm) h



Connect Specifications

Dimensions	See spread	
Colors	Available in all 28 colors including Zintra Timber (see p. 12–21)	
NRC Rating	Without Air Gap: Up to 0.95	With 24" Air Gap: Up to 1.00
Aw Rating	Without Air Gap: Up to 0.90	With 24" Air Gap: Up to 1.00
Suggested Installation	Baffle Connect components are supplied flat pack. Fix Adjustable Cable Kit or 4 Way Adjustable Cable Kit (Connect Cubix, Hive and Prismatic only) to Ceiling. Assemble Connect on floor and hang by S-hooks. Adjust Cable Kit/4 Way Adjustable Cable Kit to complete Connect system. Check out the Installation tab on the website for complete installation instructions.	
Customization	The Zintra Acoustic Solutions range is customisable to your project. Please get in touch with your local contact for details.	

For complete specification and installation information, visit mdc.is/zintra

Individual Baffles

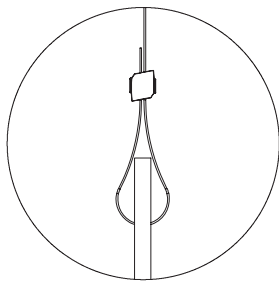
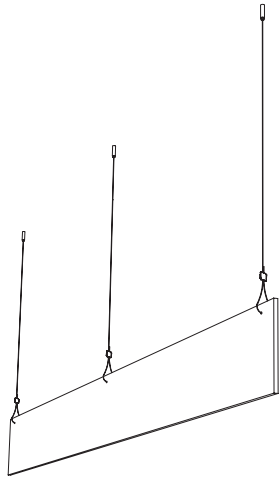
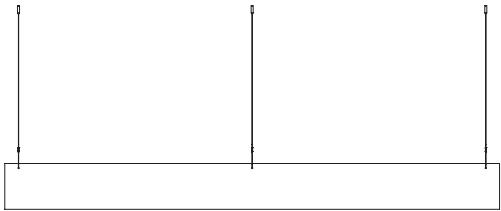
Zintra Individual Baffles hang from their own set of cables, offering an endless array of design and installation options. They're a perfect baffle when you want to maintain a sense of space, retrofit an existing ceiling grid, or avoid obscuring ceiling detail.





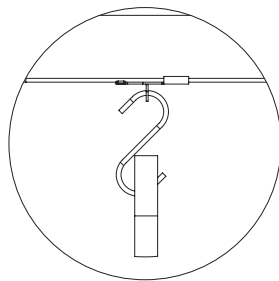
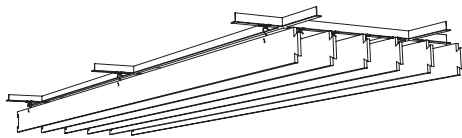
172. Design Zintra Individual Baffles Hook | Color Linen

Individual Baffle |
Adjustable Cable Kit



Adjustable cable through Zintra

Individual Baffle | Hook
(does not include ceiling grid)



Twist Clip Loop on ceiling grid
with S-hook through Zintra

Individual Baffles Specifications

Dimensions	108" (2745mm) x 4.72" (120mm) x 0.5" (12mm) OR 108" (2745mm) x 9.45" (240mm) x 0.5" (12mm)	
Colors	Available in all 28 colors including Zintra Timber (see p. 12–21)	
NRC Rating	Without Air Gap: Up to 0.95	With 24" Air Gap: Up to 1.00
Aw Rating	Without Air Gap: Up to 0.90	With 24" Air Gap: Up to 1.00
Suggested Installation	Hang Baffles individually from supplied cables or suspended ceiling grid (not supplied).	
Additional Comments	Only available from Zintra Acoustic Panel ½" (12mm). Baffles include Adjustable Cable Kit and Square Tube. See p. 214 for hardware detail. Longer Cables, multi-color and Digital Print available for an additional fee.	
Customization	The Zintra Acoustic Solutions range is customisable to your project. Please get in touch with your local contact for details.	

For complete specification and installation information, visit mdc.is/zintra

Sticks

Zintra Sticks is a range of fabricated acoustic "sticks" that come as a ready to install system or individual lengths. Two profiles offer the choice of portrait or landscape installation across walls and ceilings, while transition pieces create a seamless join on inside or outside corners.

Refer to p. 60 for Zintra Sticks on walls.






176. Design Zintra Sticks Bundle and Transition Set | Color Malachite | Profile Wide | Orientation Portrait

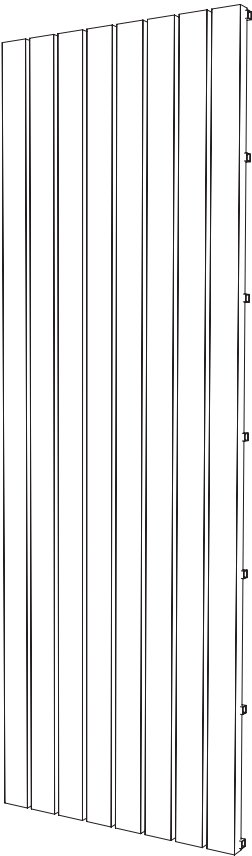
Sticks Bundle Narrow

108" (2745mm) h x 37.5" (953mm) w
Individual Sticks – 1.66" (42mm) w x 2.4" (61mm) d




Sticks Bundle Wide

108" (2745mm) h x 37.5" (953mm) w
Individual Sticks – 4" (101mm) w x 2.4" (61mm) d



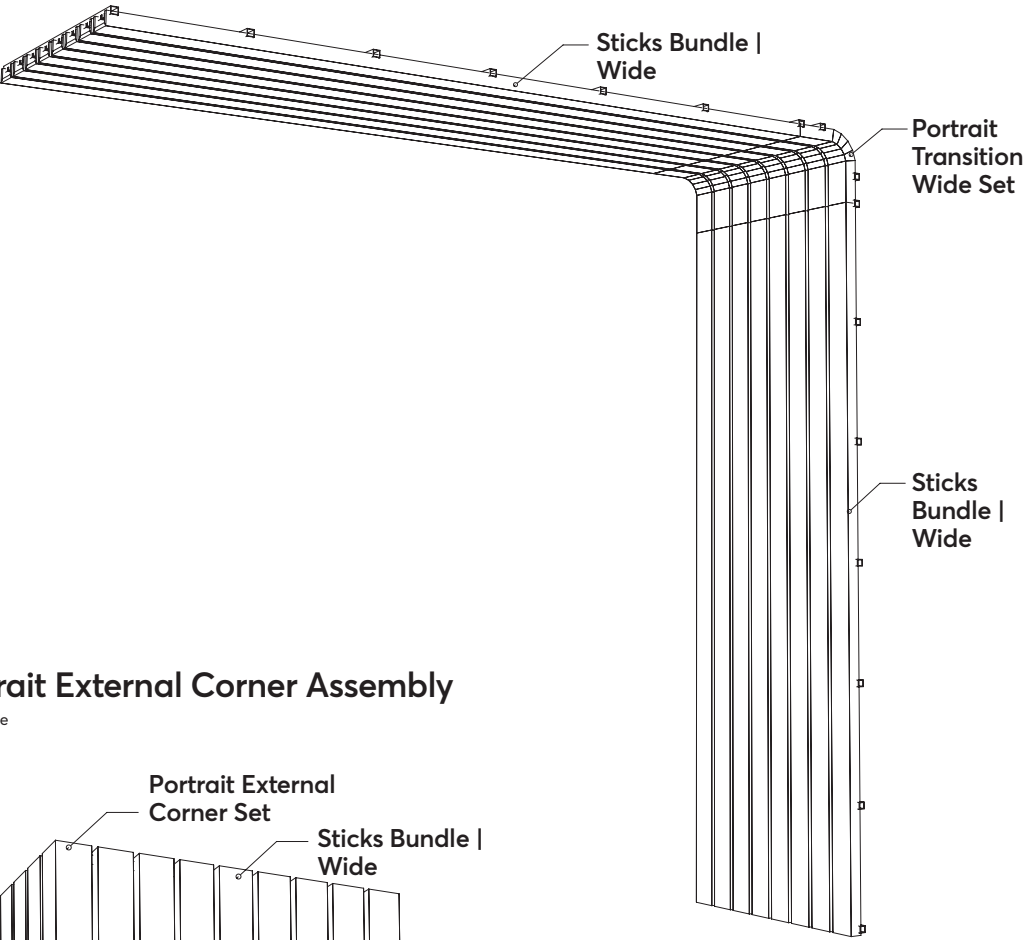
Portrait External Corner Set

108" (2745mm) h x 4" (101mm) w




Typical Portrait Transition Assembly

101mm wide stick profile



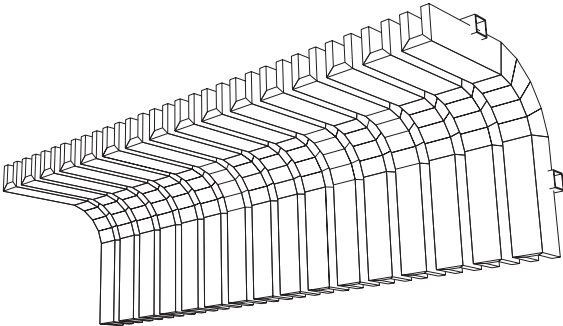
Typical Portrait External Corner Assembly

4" (101mm) wide stick profile



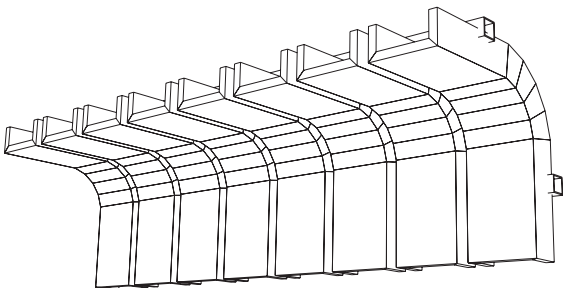
Portrait Transition Narrow Set

11.37" (289mm) h x 37.5" (953mm) w



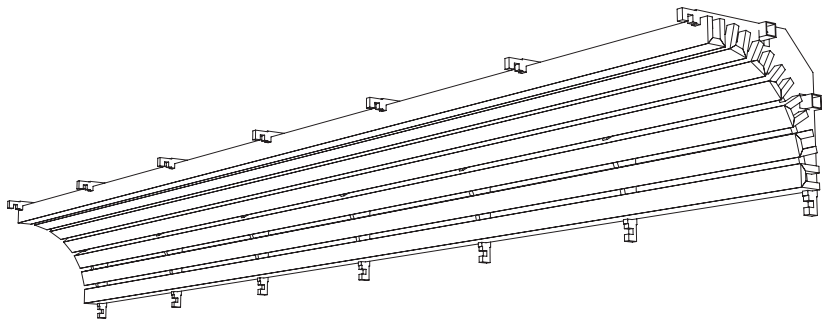
Portrait Transition Wide Set

11.37" (289mm) h x 37.5" (953mm) w



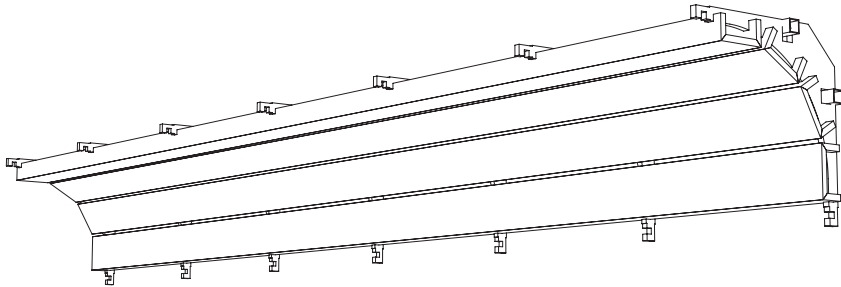
Landscape Transition
Narrow Set

108" (2745mm) w x 11.67" (296mm) h



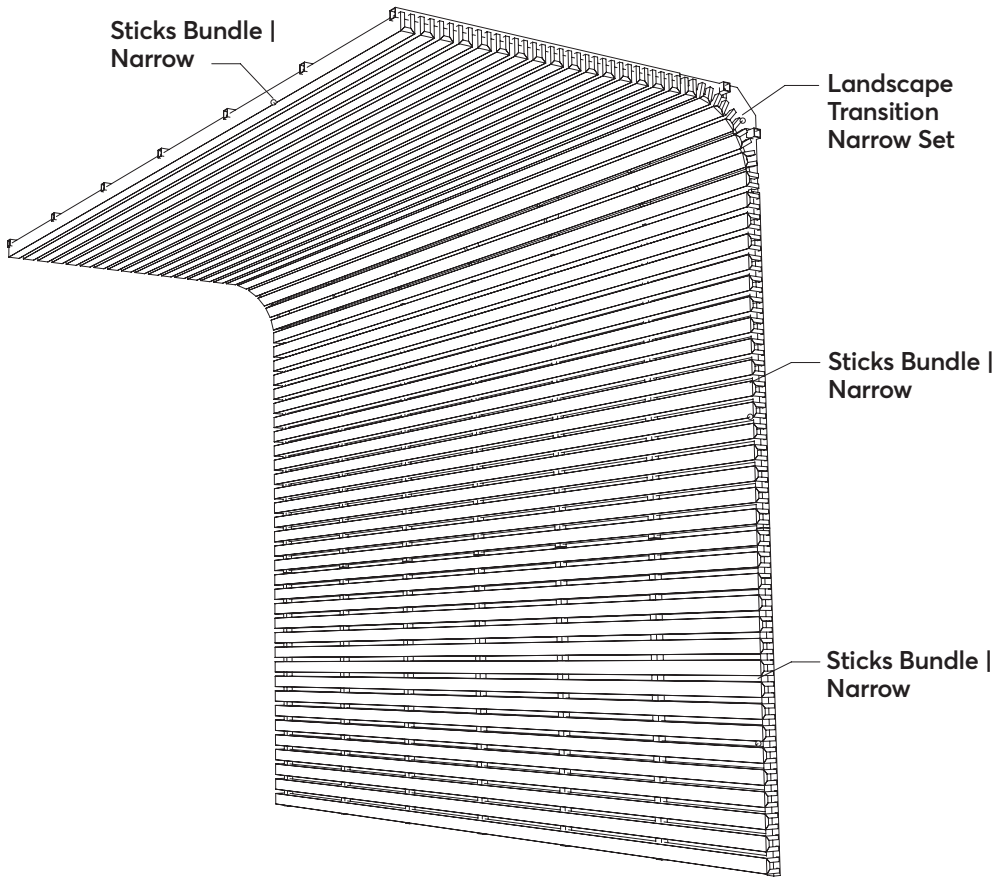
Landscape Transition
Wide Set

108" (2745mm) w x 326mm h




Typical Landscape
Transition Assembly

1.66" (42mm) wide stick profile



Typical Landscape
External Corner Assembly

1.66" (42mm) wide stick profile



Clouds

Zintra Clouds take their inspiration from the sky, offering a 3-dimensional range of floating designs. The combination of straight edges and rounded curves creates an attention-grabbing acoustic addition that's easy to assemble and simple to hang.





Design Zintra Clouds Long Dome Convex | Color Fossil



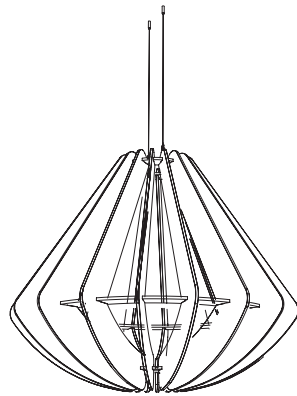
184. Design Zintra Clouds Turbine | Color Olive



Product Zintra Clouds Stratus | Color Smoke


Blanchard

27.3" (694mm) dia x 23.5" (595mm) h
56.4" (1432mm) dia x 47" (1195mm) h



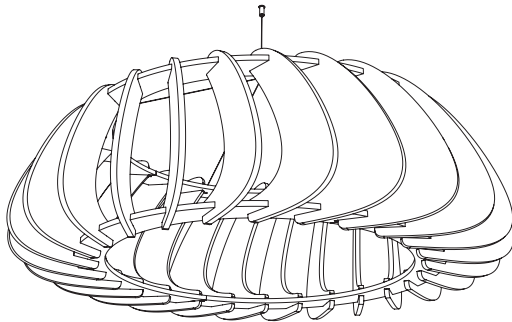
Giffard

14.4" (364mm) dia x 23.5" (595mm) h
27.3" (692mm) dia x 47" (1195mm) h
45.6" (1160mm) dia x 71" (1802mm) h



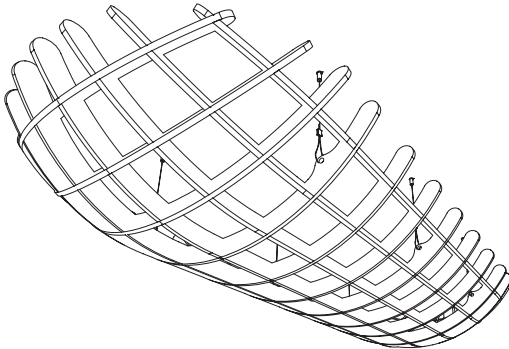
Turbine

48.93" (1243mm) w x 48.93" (1243mm) d x 15.5" (393mm) h



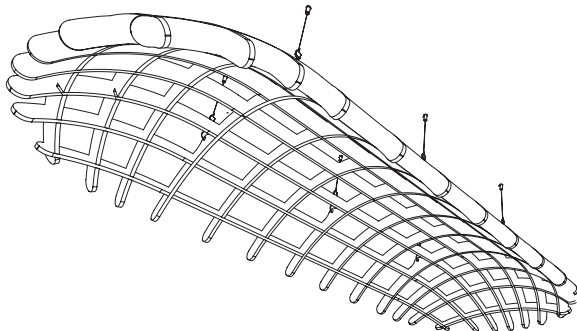
Long Dome Convex

42.4" (1077mm) w x 97.5" (2476mm) d x 11.8" (300mm) h



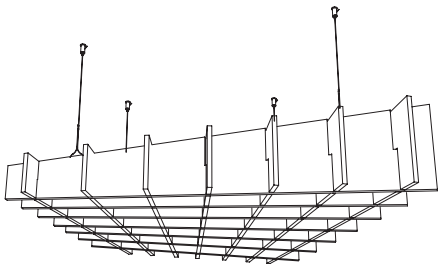
Long Dome Concave

42.4" (1077mm) w x 97.5" (2476mm) d x 11.8" (300mm) h



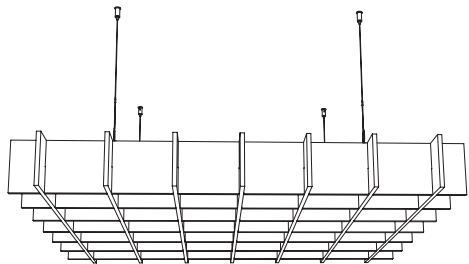
Clochette

39" (992mm) w x 44.1" (1121mm) l x 9.2" (232mm) h



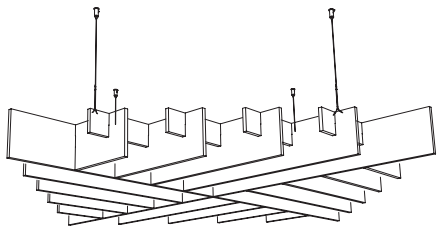
Square

48" (1220mm) w x 48" (1220mm) l x 5.9" (150mm) h
48" (1220mm) w x 108" (2745mm) l x 5.9" (150mm) h
108" (2745mm) w x 108" (2745mm) l x 5.9" (150mm) h
108" (2745mm) w x 108" (2745mm) l x 8.9" (225mm) h



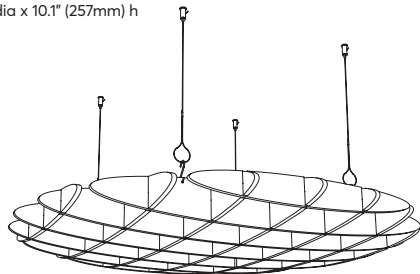
Drante

48" (1220mm) w x 48" (1220mm) l x 5.5" (140mm) h
72.1" (1832mm) w x 72.1" (1832mm) l x 9" (229mm) h



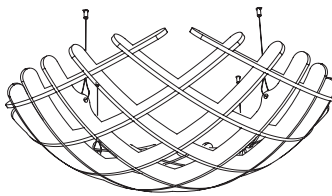
Yoofoe

48" (1220mm) dia x 6.2" (156mm) h
72" (1829mm) dia x 8" (204mm) h
96" (2438mm) dia x 10" (254mm) h
108" (2745mm) dia x 10.1" (257mm) h



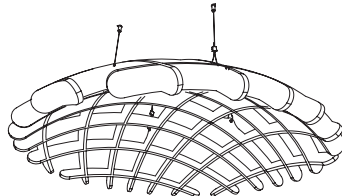
Dome Convex

44.6" (1133mm) w x 44.6" (1133mm) d x 11.8" (300mm) h



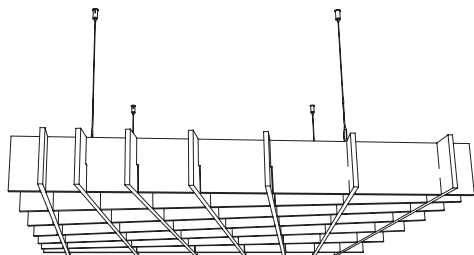
Dome Concave

44.6" (1133mm) w x 44.6" (1133mm) d x 11.8" (300mm) h



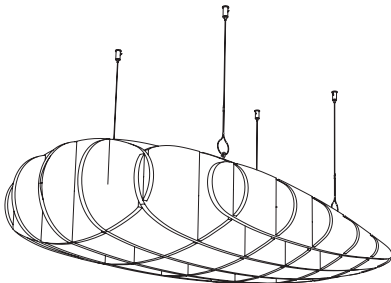
Warp

48" (1220mm) w x 48" (1220mm) l x 5.5" (140mm) h



Stratus

28" (711mm) w x 55" (1398mm) l x 11.5" (290mm) h




Clouds Specifications

Dimensions	See spread	
Colors	Available in all 28 colors including Zintra Timber (see p. 12–21)	
NRC Rating	Without Air Gap: Up to 0.95	With 24" Air Gap: Up to 1.00
Aw Rating	Without Air Gap: Up to 0.90	With 24" Air Gap: Up to 1.00
Suggested Installation	Cloud components supplied flat pack. Assembled cloud is then suspended from the ceiling using hanging hardware supplied. Check out the Installation tab on the website for complete installation instructions.	
Additional Comments	Only available from Zintra Acoustic Panel ½" (12mm). Clouds include Adjustable Cable Kit. See p. 214 for hardware detail. Longer Cables, multi-color and Digital Print available for an additional fee.	
Customization	The Zintra Acoustic Solutions range is customisable to your project. Please get in touch with your local contact for details.	

For complete specification and installation information, visit mdc.is/zintra

Shapes

Zintra Shapes uses geometric forms to complement the traditional angles of a room. Working well on their own or as a group, Shapes can be hung to draw attention to a specific space or spread out to draw the eye over the entire length of a room.






190. Design Zintra Shapes Circle | Color Lime, Pewter and Ivory



Design Zintra Shapes Large Rectangle and Square | Color Linen, Ivory and Ecru

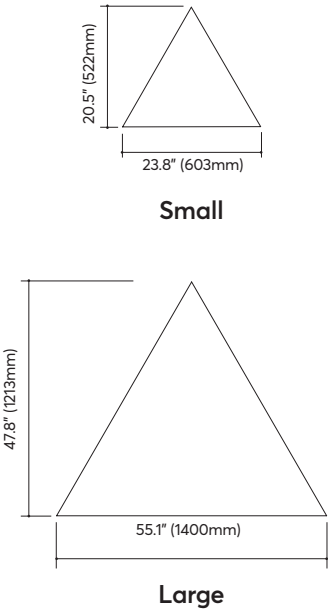


Design Zintra Shapes Square and Triangle | Color Slate and Ecru

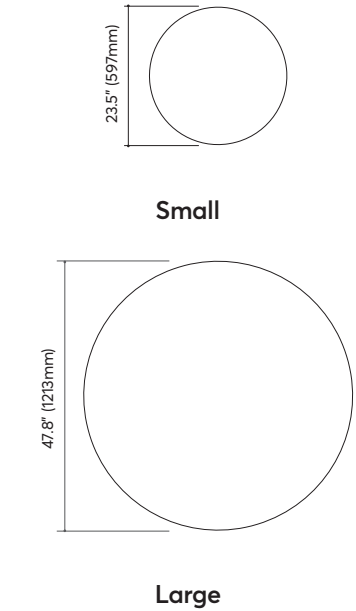


Design **Zintra Shapes Hexagon and Custom** | Color **White, Orange, Ecrú, Blush and Sunshine**
192. Project **Charles Darwin University** | Designer **Asbuild** | Photographer **Asbuild**

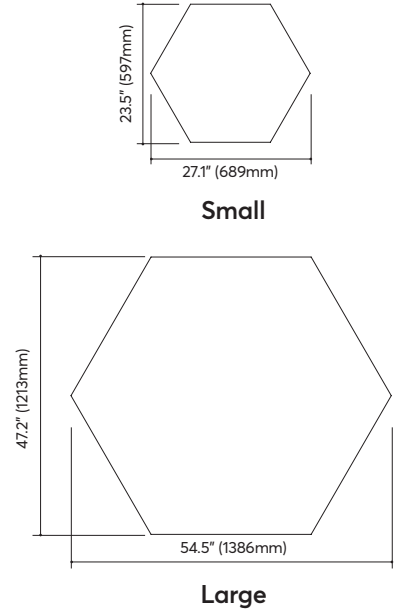
Triangle



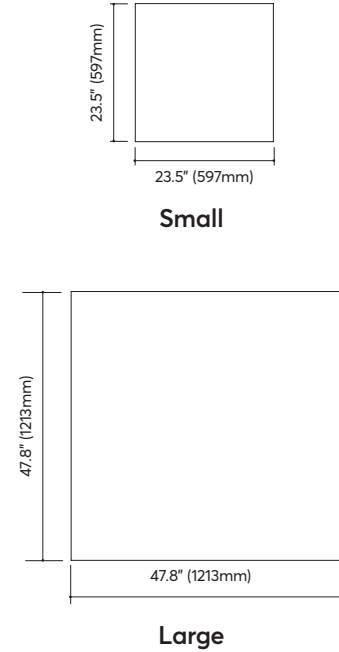
Circle



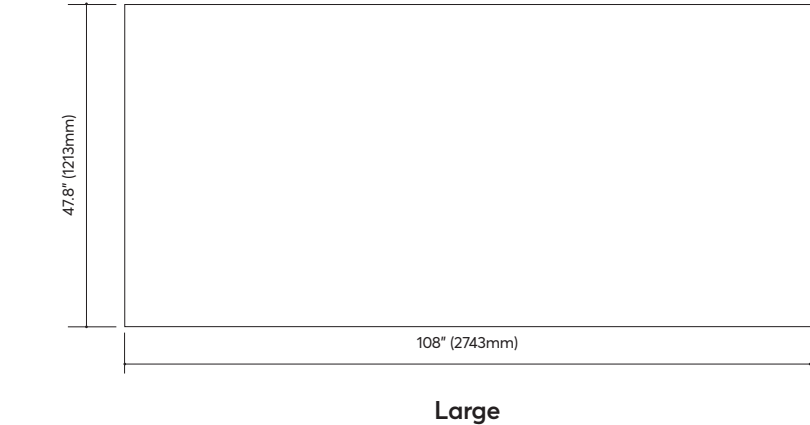
Hexagon



Square



Rectangle



Shapes Specifications

Dimensions	See above		
Colors	Available in all 28 colors including Zintra Timber (see p. 12–21)		
½" NRC Rating	Directly Mounted: 0.45	With 2" Air Gap: 0.85	With 6" Air Gap: 0.90
Aw Rating	Directly Mounted: 0.45	With 2" Air Gap: 0.85	With 6" Air Gap: 0.90
1" NRC Rating	Directly Mounted: 0.75	With 2" Air Gap: 0.95	With 6" Air Gap: 0.90
Aw Rating	Directly Mounted: 0.70	With 2" Air Gap: 0.95	With 6" Air Gap: 0.90
Suggested Installation	Hang with supplied cables. Check out the Installation tab on the website for complete installation instructions.		
Additional Comments	Available in 1" [24mm] or 0.5" (12mm) thickness.		
Customization	The Zintra Acoustic Solutions range is customisable to your project. Please get in touch with your local contact for details.		

For complete specification and installation information, visit mdc.is/zintra

SCREENS

Floor to Ceiling Screens


Zintra Floor to Ceiling Screen utilize a steel cable to suspend Zintra sheets or patterns. They are easy-to-install and cost-effective room dividing solution.



Cable Side Gripper

Front view



Size varies, as it depends on the panel being suspended



Cable Standoff

Front view

Size varies, as it depends on the panel being suspended



Floor to Ceiling Specifications

Product Category	Hardware
Colors	Available in all 28 colors including Zintra Timber (see p. 12-21)
NRC Rating	With 6" Air Gap: Up to 0.90
Aw Rating	With 6" Air Gap: Up to 0.95
Suggested Installation	Fix cables into floor and ceiling with suitable anchors (requires rigid ceiling and floor), tension cable and hang screen using supplied side gripper or standoff.
Additional Comments	Zintra Patterns and Floor to Ceiling System sold separately.
Customization	The Zintra Acoustic Solutions range is customisable to your project. Please get in touch with your local contact for details.

For complete specification and installation information, visit mdc.is/zintra

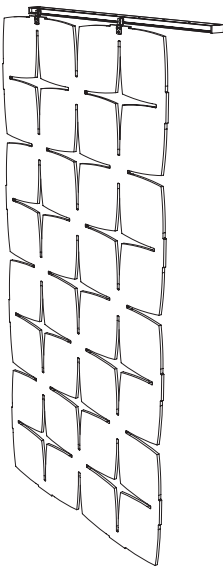
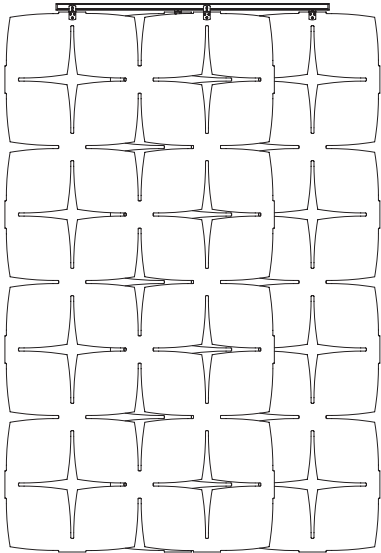
Sliding Screens

Zintra Sliding Screens combines Zintra Patterns with easy to install hardware, allowing flexible room division with outstanding acoustic quality.

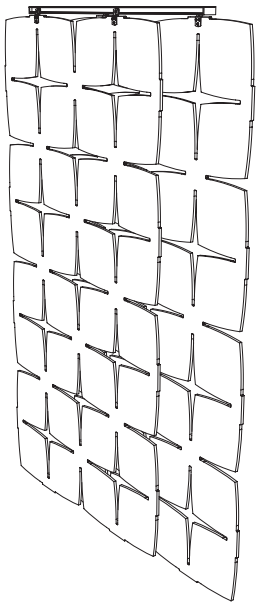


Sliding Track Assembly

Zintra Patterns not included



One screen



Two screens

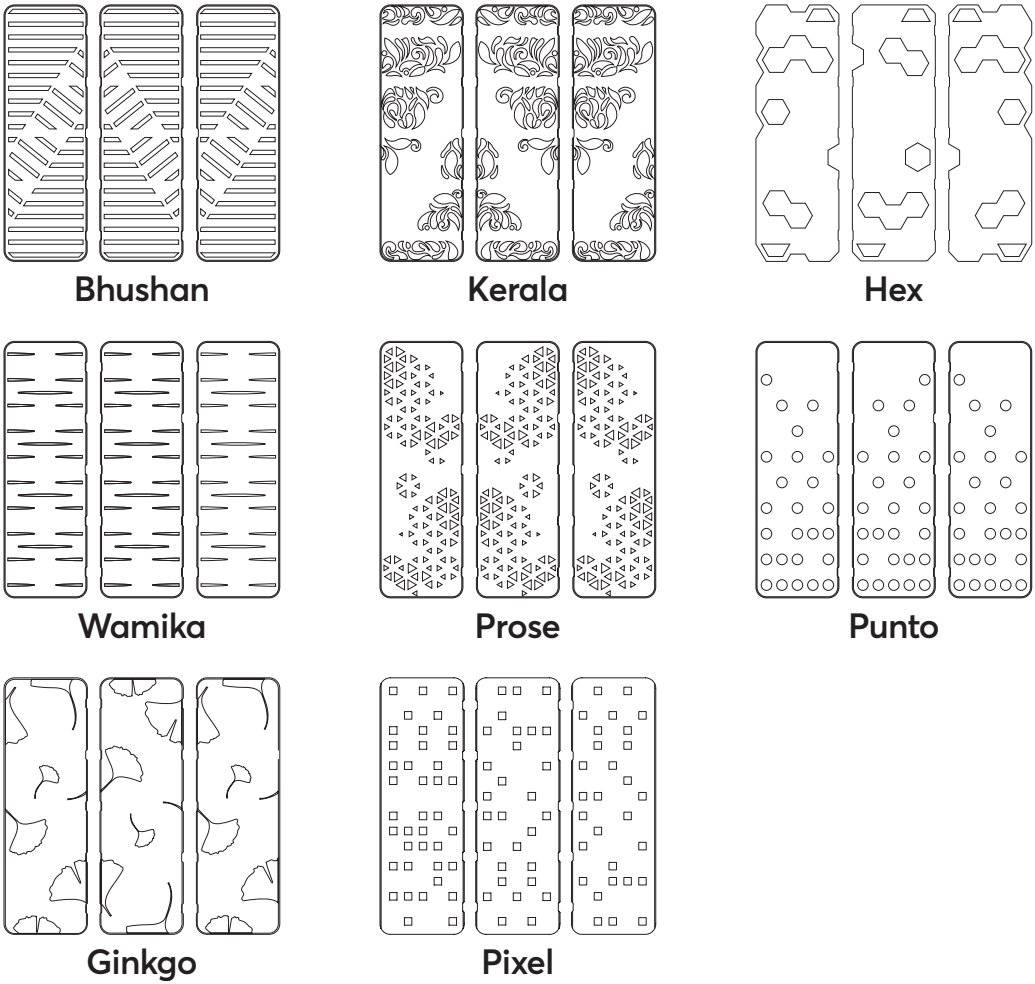
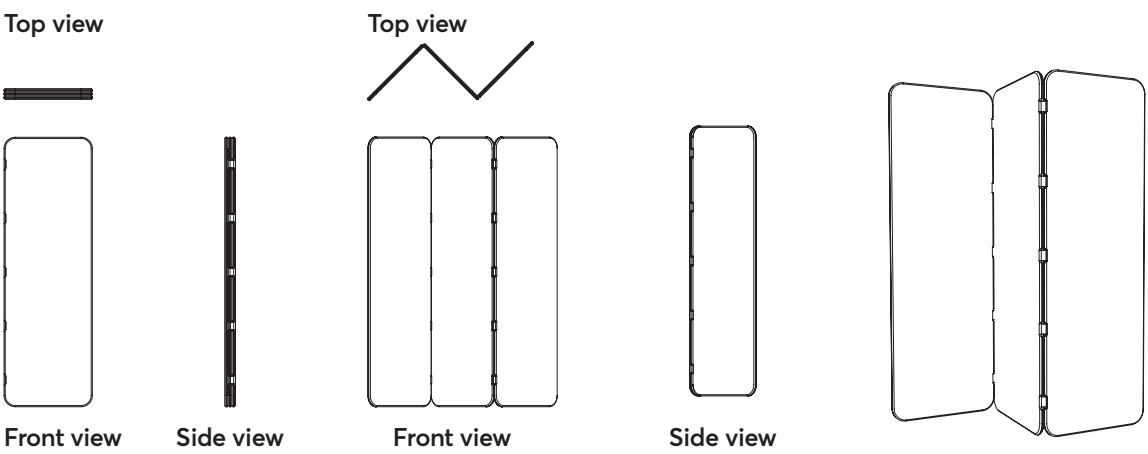
Sliding Screens Specifications

Product Category	Accessories
Dimensions	48" x 108" x 1/2" (1219mm x 2743mm x 12mm)
Colors	Available in all 28 colors including Zintra Timber (see p. 12-21)
NRC Rating	With 6" Air Gap: Up to 0.90
Aw Rating	With 6" Air Gap: Up to 0.95
Suggested Installation	Fix track to ceiling with suitable anchors (requires rigid ceiling), hang panel on track, insert decorative end caps.
Additional Comments	Zintra Patterns, Rollers and Double Sliding Track are sold separately. Available as one single screen or overlapping multiple screens
Customization	Floor to ceiling height and screen to be placed.

For complete specification and installation information, visit mdc.is/zintra

Concertina

Zintra Concertina enables you to easily create a well-balanced environment. No assembly is required. Just unfold, stand up and adjust the panels to the angle that suits. When no longer needed, simply fold Concertina flat and store away.



Concertina Specifications

Product Category	Accessories
Dimensions	71.3" x 72 x 1" (1810mm x 1830mm x 24mm)
Colors	Available in all 28 colors including Zintra Timber (see p. 12–21)
NRC Rating	With 6" Air Gap: Up to 0.95
Aw Rating	With 6" Air Gap: Up to 0.95
Additional Comments	Only available as 2 x 12mm (½") sheets laminated together. Pattern may be specified to one side or both. Optional Zintra Concertina stand available.
Customization	The Zintra Acoustic Solutions range is customisable to your project. Please get in touch with your local contact for details.

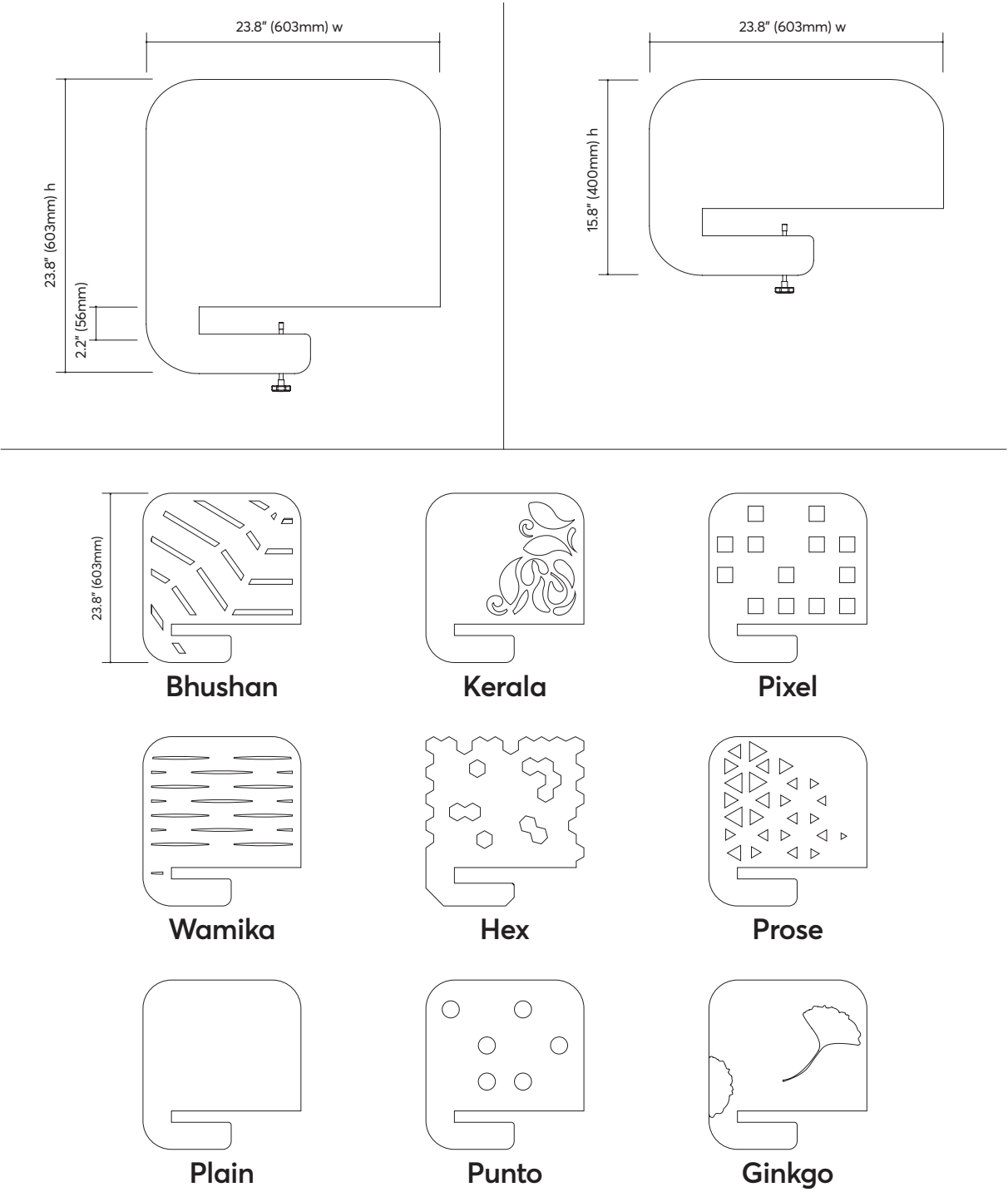
For complete specification and installation information, visit mdc.is/zintra

Desk Divider

Zintra Desk Dividers are an easy to use and install solution when that little bit of privacy is needed. Simply slide the desk divider over the edge of the work surface and tighten the knob. Use desk dividers for a permanent division or as needed. Completely customizable to fit almost any work surface.



202. Design Zintra Desk Dividers Bhushan | Color Linen and Ecru



Desk Divider Specifications

Product Category	Accessories
Dimensions	23.8" x 15.8" x 1" (603mm x 400mm x 24mm) 23.8" x 23.8" x 1" (603mm x 603mm x 24mm)
Colors	Available in all 28 colors including Zintra Timber (see p. 12-21)
NRC Rating	With 6" Air Gap: Up to 0.95
Aw Rating	With 6" Air Gap: Up to 0.95
Suggested Installation	Slide the desk divider over the edge of the work surface and tighten the knob.
Additional Comments	Hardware included. Only available as 2 x 12mm (1/2") sheets laminated together. Pattern may be specified to one side or both.
Customization	The Zintra Acoustic Solutions range is customisable to your project. Please get in touch with your local contact for details.

For complete specification and installation information, visit mdc.is/zintra

Desk Modesty

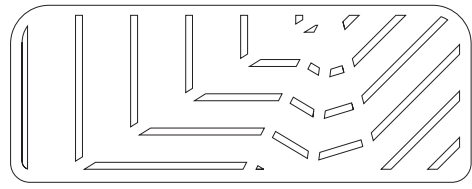
Zintra Desk Modesty's provide privacy above and below the desk with these edge mounted screens. Available in a variety of standard patterns and sizes, the desk modesty is also completely customizable.



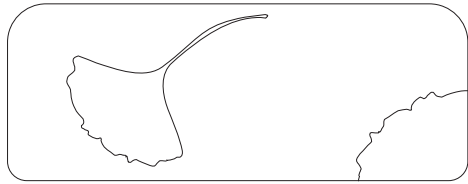
204. Design Zintra Desk Modesty Punto | Color Fossil and Linen



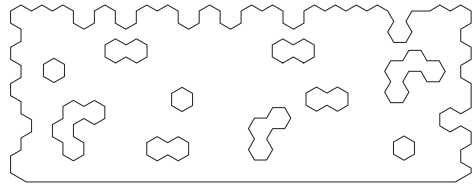
Design Zintra Desk Modesty Bhushan | Color Slate




Bhushan



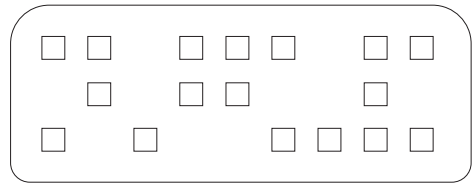
Ginkgo



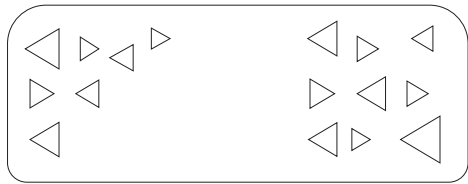
Hex



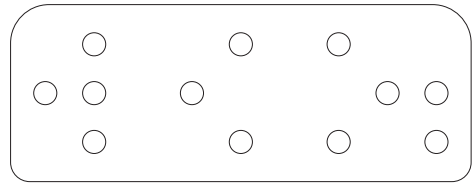
Kerala



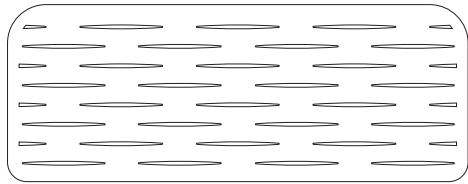
Pixel



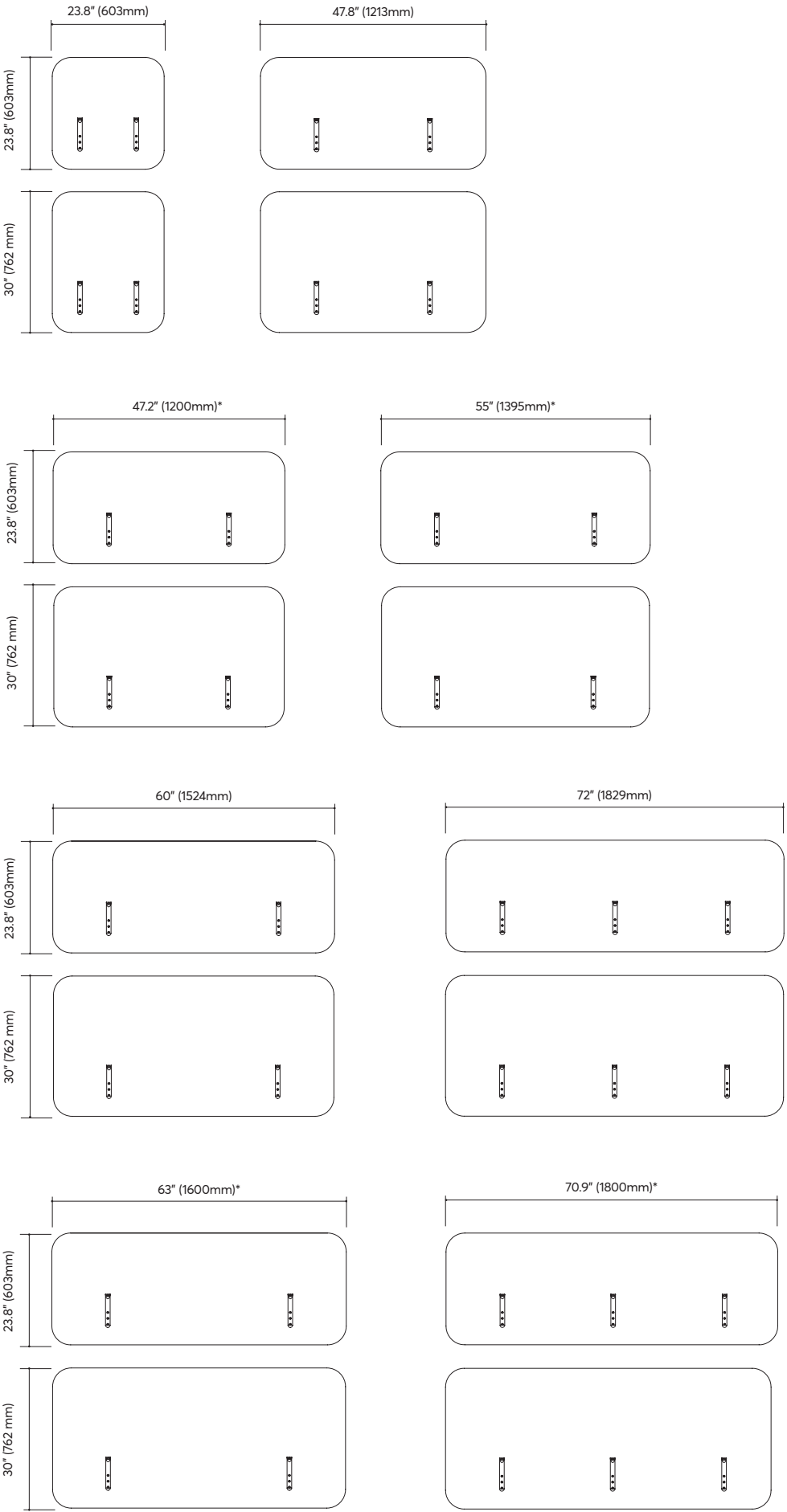
Prose



Punto



Wamika



* Suits metric desk size

Desk Modesty Specifications

Product Category	Accessories
Dimensions	See spread. Available in 1" (24mm) and 1/2" (12mm)
Colors	Available in all 28 colors including Zintra Timber (see p. 12–21)
NRC Rating	With 6" Air Gap: Up to 0.95
Aw Rating	With 6" Air Gap: Up to 0.95
Suggested Installation	Fix the L-Brackets off to the desk and Modesty.
Additional Comments	Only available in 24mm / 1" (2 x 12mm / ½" sheets laminated together). Hardware included. Pattern may be specified to one side or both.
Customization	The Zintra Acoustic Solutions range is customisable to your project. Please get in touch with your local contact for details.

Desk Screen

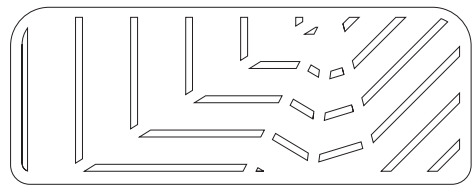
Zintra Desk Screens are ideal for open work spaces that need more privacy. These surface mounted partitions sit secure in place while capturing unwanted noise and adding color and design. Zintra Desk Screen are completely customizable to fit almost any work surface.



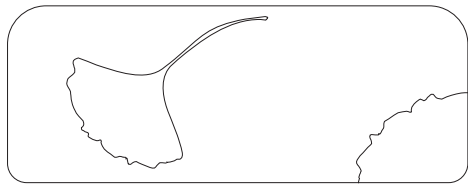
208. Design Zintra Desk Screen Punto | Color Slate on Grass



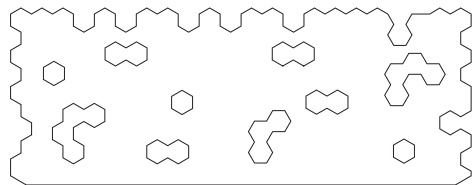
Design Zintra Desk Screen Prose | Color Smoke on Cobalt




Bhushan



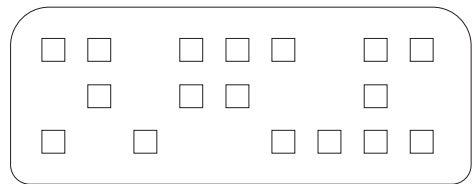
Ginkgo



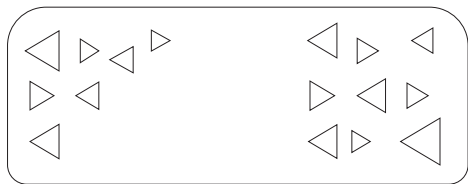
Hex



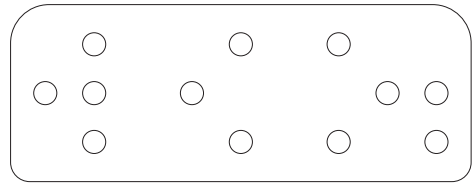
Kerala



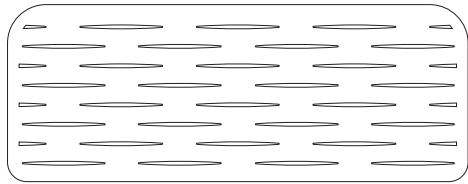
Pixel



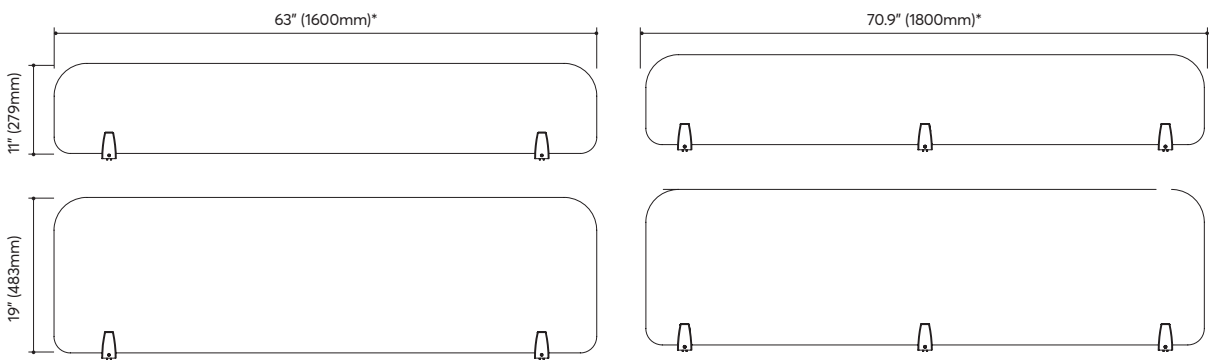
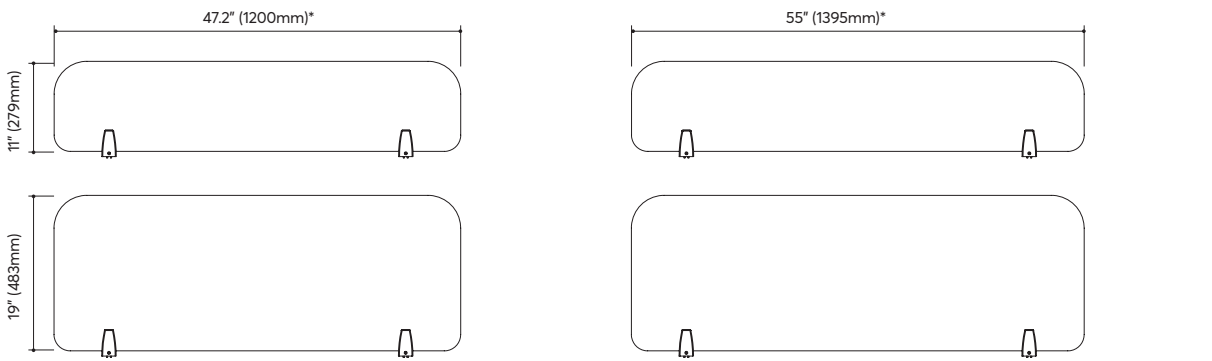
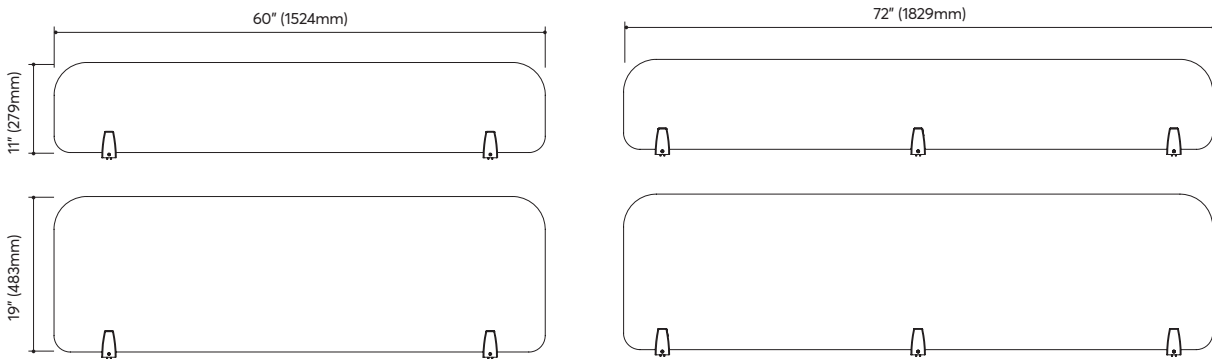
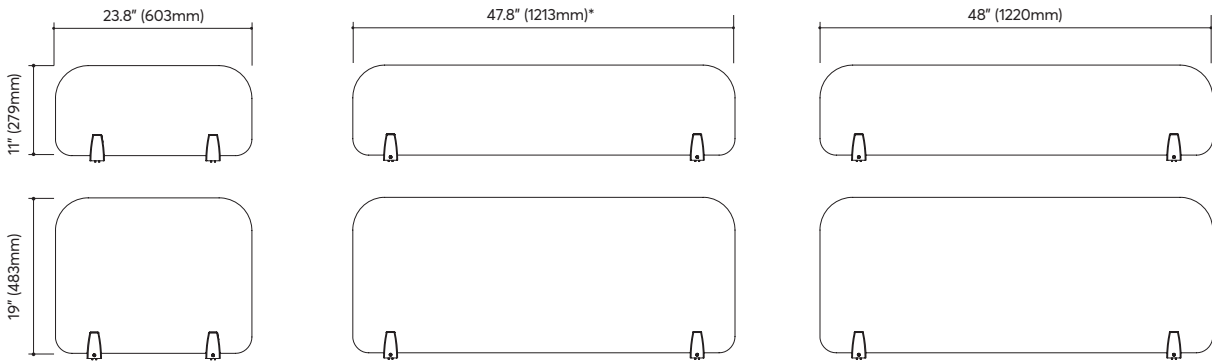
Prose



Punto



Wamika



* Suits metric desk size

Desk Screen Specifications

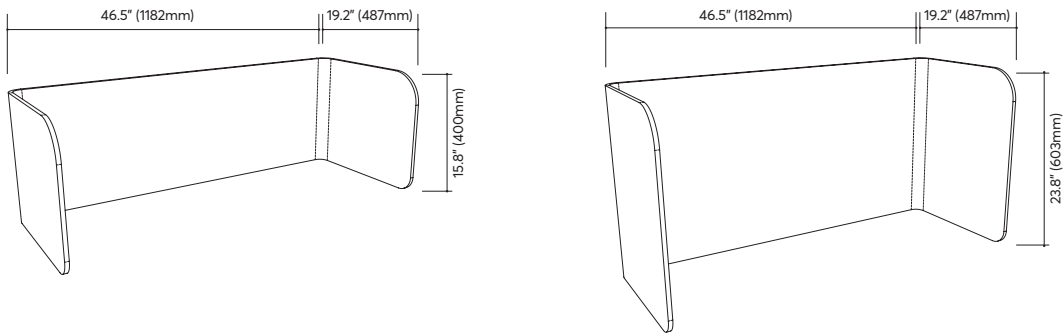
Product Category	Accessories
Dimensions	See spread. Available in 1" (24mm) and 1/2" (12mm)
Colors	Available in all 28 colors including Zintra Timber (see p. 12–21)
NRC Rating	With 6" Air Gap: Up to 0.95
Aw Rating	With 6" Air Gap: Up to 0.95
Suggested Installation	Fix the Clamshell off to the desk and then slide the Screen into the gap.
Additional Comments	Hardware included. Pattern may be specified to one side or both.
Customization	The Zintra Acoustic Solutions range is customisable to your project. Please get in touch with your local contact for details.

Desk Wrap

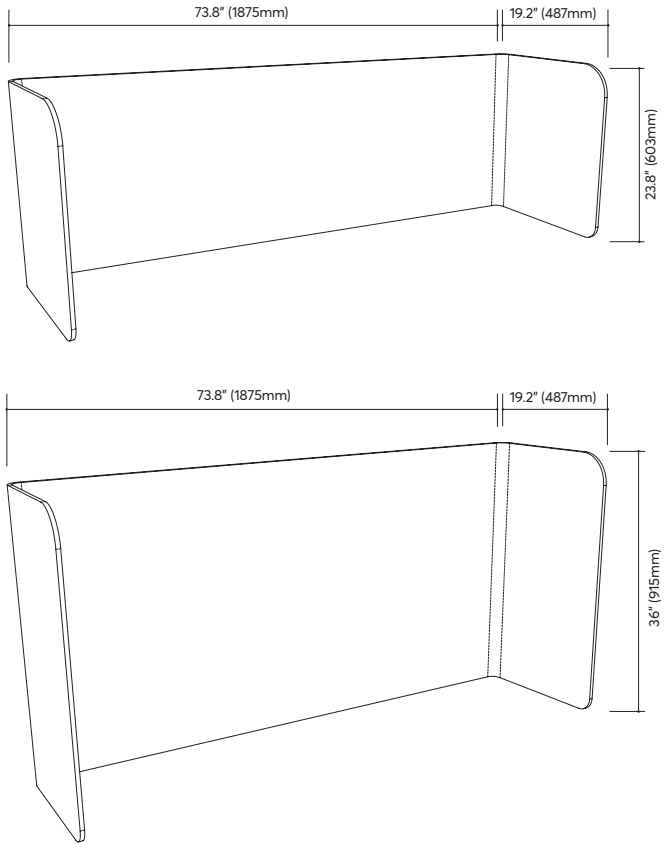
Zintra Desk Wraps feature carefully placed slice cuts which allow Zintra to become flexible and wrap around the corners of a desk. When wrapped, the slice cuts reveal a defining pattern. Use Desk Wraps as a screen or modesty panel to add privacy and acoustic benefits.



Desk Wrap Screen



Desk Wrap Modesty



Desk Wrap Specifications

Product Category	Accessories
Dimensions	Screen height (400mm or 603mm) to suit desk widths of: 48" 60" 72" 1200mm 1400mm 1600mm 1800mm Modesty height (603mm or 915mm) to suit desk widths of: 48" 60" 72" 1200mm 1400mm 1600mm 1800mm Screen/Modesty Depth is always 487mm deep
Colors	Available in all 28 colors including Zintra Timber (see p. 12–21)
NRC Rating	With 6" Air Gap: 0.90
Aw Rating	With 6" Air Gap: 0.95
Suggested Installation	Fix Clamshell or L-Brackets to desk. Connect Wrap to fixing.
Additional Comments	Zintra Patterns not available. Only available in Zintra 12mm (½") sheets.
Customization	The Zintra Acoustic Solutions range is customisable to your project. Please get in touch with your local contact for details.

For complete specification and installation information, visit mdc.is/zintra

HARDWARE





4 Way Adjustable Cable Kit

Dimensions: Steel Cable 5' (1524mm)
Finish: Brushed stainless steel
Notes: Kit includes Steel Cable, 2x leg cables with toggle end, Barrel Fixing, Anchor Bolt & Adjustable 4-way splitter
Used With: Baffles Connect Cubix, Hive, Prismatic and Turbine Cloud



Adjustable Cable Kit

Dimensions: Steel Cable North America / Asia – 5' (1524mm)
Europe – 6 ½' (2000mm)
Finish: Silver
Notes: Kit includes Steel Cable, Barrel Fixing, Anchor Bolt & Adjustable Toggle
Used With: Baffles – Individual & Systems, Clouds, Connect & Shapes



Cable Side Gripper Double

Finish: Brushed Stainless Steel
Notes: Requires Floor to Ceiling Cable Kit (sold separately)
Compatible with Zintra ½" (12mm) Sheets only
Used With: Floor to Ceiling



Cable Side Gripper Single

Finish: Brushed Stainless Steel
Notes: Requires Floor to Ceiling Cable Kit (sold separately)
Compatible with Zintra ½" (12mm) Panels only
Used With: Floor to Ceiling



Cable Standoff

Finish: Brushed Stainless Steel
Notes: Requires Floor to Ceiling Cable Kit (sold separately)
Compatible with Zintra ½" (12mm) Sheets only
An extended head is available to suit 1" (24mm) Sheets
Used With: Floor to Ceiling



Clamshell Clamp Large

Color: White
Notes: Compatible with 1" (24mm) Zintra Acoustic Solutions
Used With: Desk Screen



Clamshell Clamp Small

Color: White
Notes: Compatible with ½" (12mm) Zintra Acoustic Solutions
Used With: Desk Screen & Desk Wrap Screen



Double Sliding Track

Dimensions: North America/Asia – 1.4" (35 mm) x 2.2" (56mm) x 96" (2438mm)
Europe – 1.6" (40mm) x 1.4" (35mm) x 110" (2800mm)
Finish: Satin Aluminium
Used With: Sliding Track



Floor To Ceiling Cable Kit

Dimensions: 13'1" (4000mm) Cables
Finish: Silver
Notes: Requires Side Gripper Single, Side Gripper Double or Cable Standoff (sold separately)
Used With: Floor to Ceiling



L – Bracket

Finish: White
Notes: Compatible with 1" (24mm) thick Zintra acoustic solutions
Used With: Desk Modesty & Desk Wrap Modesty



Roller Kit

Finish: Stainless Silver
Notes: Minimum of (2) Roller Kit required for panels 48" (1220mm) wide or less
(3) Roller Kit required for panels wider than 48" (1220mm)
Requires Double Sliding Track (sold separately)
Kit includes roller and fixing plate
Used With: Sliding Track



S-Hook

Finish: Silver
Notes: Requires Twist Clip – Loop or Twist Clip – Swivel
Used With: Individual Baffle – Hook



Standoff – 1" (25mm)

Finish: Brushed Stainless Steel
Notes: Compatible with Zintra Acoustic Solutions up to 1" (24mm) thick
Used With: Sheets, Patterns & Etch



Standoff – 1.75" (45mm)

Finish: Brushed Stainless Steel
Notes: Compatible with Zintra Acoustic Solutions up to 1" (24mm) thick
Used With: Sheets, Patterns & Etch



Standoff – 2.5" (65mm)

Finish: Brushed Stainless Steel
Notes: Compatible with Zintra Acoustic Solutions up to 1" (24mm) thick
Used With: Sheets, Patterns & Etch



Square Tube 1" (25mm) X 1" (25mm)

Dimensions: 1" (25mm) x 1" (25mm) x 110" (2795mm)
Finish: Satin Aluminum or Black
Used With: Baffles & Blades



Twist Clip Loop

Finish: White
Notes: North America/Asia – Compatible with 15"/16" ceiling grid
Europe – Compatible with T24 ceiling grid
Requires S-Hook (sold separately)
Used With: Baffle Individual



Twist Clip Threaded

Finish: Silver
Notes: North America/Asia – Compatible with 15"/16" ceiling grid
Europe – Compatible with T24 ceiling grid
Requires Adjustable Cable Kit (sold separately)
Used With: Baffle Systems, Baffles Individual, Clouds & Shapes



Twist Clip Swivel

Finish: Clear
Notes: Not available in Europe
Compatible with 15"/16" ceiling grids
Requires S-Hook (sold separately)
Used With: Individual Baffle – Hook



U-Channel

Dimensions: North America/Asia – 0.5" (12mm) x 0.5" (12mm) x 108" (2745mm)
Europe – 15mm x 15mm x 2800mm
Finish: Satin Aluminum
Notes: Compatible with ½" (12mm) thick Zintra Acoustic Solutions
Used With: Baffles Individual



Z-Clips

Dimensions: 1.5" (38mm) or 36" (914mm)
Finish: Aluminium mill finish
Notes: Sold as pairs
Used With: Sheets, Etch & Patterns

TRIMS



J-Trim

Dimensions: North America/Asia – 0.5" (12mm) x 1" (24mm) x 110" (2795mm)
Europe – 17mm x 27mm x 2800mm
Finish: Satin Aluminum
Notes: Compatible with Zintra ½" (12mm) Sheets only
Used With: Sheets & Etch



L-Angle 1" (25mm) X 1" (25mm)

Dimensions: 25mm x 25mm x 2800mm
Finish: Satin Aluminum
Used With: Sheets, Etch & Shapes



L-Angle ½" (12mm) X 1" (25mm)

Dimensions: North America/Asia – 1" (25mm) x 0.5" (12mm) x 110" (2800mm)
Europe – 1" (25mm) x 0.6" (15mm) x 110" (2800mm)
Finish: Satin Aluminum
Used With: Sheets & Etch



Radius Trim

Dimensions: 1" (24mm) x 1" (24mm) x 110" (2795mm)
Finish: Satin Aluminum
Notes: Not available in Europe
Compatible with Zintra ½" Sheets only
Custom finishes available for an additional fee
Used With: Sheets & Etch



MDC
INTERIOR SOLUTIONS

847.437.4000
mdc.is/zintra