

Woodland Architectural Panels do not require any special cleaning agents for general care and maintenance. The panels can be treated in the same manner as wood furniture.

Equipment:

Microfiber Duster

Microfiber & Cotton

Cloths Bucket or Spray

Bottle Fresh Water

Mask & Gloves

Cotton Swab (optional)




Furniture Cleaner (optional)

To clean the panels, you can use a microfiber duster instead of feathered ones. Microfiber dusters hold on to the dust particles instead of scattering them back into the air around the panels. Gently go over the panels with the duster making sure that you wipe over all surfaces.





For deeper cleaning use a damp cleaning cloth. Do not use any chemicals or bleaching agents, use fresh and clean water only. For the best results prefer a microfiber cloth. Either fill a bucket with clean water, dip the cloth in to dampen it and squeeze out any excess water before cleaning the panels or spray clean water onto the cloth with a spray bottle. Gently wipe the surfaces, then go over with a dry towel. A cotton cloth is recommended for drying. Show extra care not to leave the surfaces wet.



When necessary, you can use liquid furniture cleaners following the instructions provided on the label. Keep in mind that such products might cause the surfaces to shine.

How dusty or oily the environment is will affect how often you need to service the panels. Under normal conditions, it is sufficient to clean the panels once every few weeks.





The form of each 3D panel requires different wiping methods however the overall logic is to gently reach all accessible points. Wipe the wooden panels in the same direction as the veneers. Do not apply too much pressure. You can use corners of the cloth to gently wipe the perforations or any openings if dust has settled in them. For any cases that might require extra attention, cotton swabs can be used.



Beware not to:

- X use any hard chemicals
- X use sponges, clothes, or any materials that might scratch the surfaces
- X dampen any spots with electrical applications
- X let the panels come into contact with too hot or too cold materials

If any food, beverage, or liquid of any kind spills onto the panels quickly dry the panel with a towel. Then wipe with a damp cloth, then go over with a dry cloth. The panels can be disassembled and reassembled if necessary, however for the durability of the panels this would not be recommended.

When cleaning the panels hung high or mounted on the ceiling use a ladder (with caution) to reach the panels. Use the same advised cleaning tools and techniques. Be sure that the panels are fully secured during installation according to the Woodland Architectural Panels installation instructions. When using a ladder preferably have someone accompany you.



Should you require addition technical support please contact your local MDC sales representative or Customer Care at 847-437-4000.

